Thermal-Link & Fusing Resistor

TRXF

- Surge Protection
- Over Temp. Protection
- Short Circuit Protection
- Inrush Current Protection
- Small Fault Current Protection
- Halogen free and RoHS compliant

Please refer to the datasheet of each series.



https://setsafe.com/Product/Over-Current-Protection/Thermal-Link-Fusing-Resistor-TRXF.html

2024

SET safe | SET fuse

Providing a Total Solution for High Standard Safety Circuit Protection

Thermal-Link & Fusing Resistor（TRXF）

Thermal-Link & Fusing Resistor (TRXF) is an unique type of Power Resistor, with Over Temp. and Over Current Protections. The Alloy Thermal-Link (ATCO) is built in the core of Fusible Wirewound Resistor (RXF) and in series with RXF.

TRXF is widely used in products such as general lighting, smart homes, small power, home appliances, personal care application, security & protection.

SETsafe | SETfuse TRXF has the same physical size as ordinary RXF as well as large fault current protection. Besides, TRXF can effectively solve the hidden danger of continuous abnormal heat that ordinary RXF may cause when small fault current happens. TRXF covers Rated Resistance from 0.10 Ω to 1,000 Ω, Rated Functioning Temp.: 145 °C, 150 °C, 221 °C, safety certification includes cURus, UL, TUV, CQC and complies with RoHS and REACH.

All Rights Reserved by Xiamen SET Electronics Co., Ltd. 2024-2026 V1.0

Catalog

1 Features & Model List Overview 1
2 Glossary 3
3 Attention 4
4 Application Comparison 5
5 Operating Principle 6
6 Product Series 7
Description, Features, Applications, Customization, structure, Dimensions, Agency Information, Marking, Part Numbering System, Technical Parameter, Specifications, Rated Power Derating Curve, Fusing Time Curve, Surface Temp. Curve, Packaging Information
6.1 TRXF1S Series 7
6.2 TRXF1 Series 12
6.3 TRXF2 Series 17
6.4 TRXF1 Series (Axial Type) 22
6.5 TRXF2 Series (Axial Type) 29

All Rights Reserved by Xiamen SET Electronics Co., Ltd. 2024-2026 V1.0

Thermal-Link & Fusing Resistor (TRXF - Case Type) Features Overview

Page	7	7	12	12	17	17
Shape						
Structure	Vertical	Horizontal	Vertical	Horizontal	Vertical	Horizontal
R Resistance Range	(1.0 ~ 600) Ω		(0.27 ~ 800) Ω		(0.27 ~1000) Ω	
	According to IEC60063-2015，resistance can be customized.					
P Power Type	1 W(S)		1 W		2 W	
Dimensions	Φ3.6 mm × 11.0 mm		Φ4.8 mm × 11.0 mm		Φ4.8 mm × 13.5 mm	
	The forming modes and length of lead wires can be customized.					
T_f Rated Functioning Temp.	145 °C, 150 °C, 221 °C					

+86-592-571-5838 www.SETfuse.com www.SETsafe.com E-mail : sales@SETfuse.com

All Rights Reserved by Xiamen SET Electronics Co., Ltd. 2024-2026 V1.0

Thermal-Link & Fusing Resistor (TRXF - Axial Type) Features Overview

Page	22	22	29	29
Shape				
Structure	Coating	With Tube	Coating	With Tube
R Resistance Range	(0.27 ~ 800) Ω		(0.27 ~ 1000) Ω	
	According to IEC60063-2015，resistance can be customized.			
P Power Type	1 W		2 W	
Dimensions	Φ4.4 mm × 9.0 mm	Φ4.6 mm × 9.5 mm	Φ4.4 mm × 10 mm	Φ4.6 mm × 10.5 mm
	The forming modes and length of lead wires can be customized.			
T_f Rated Functioning Temp.	221 °C			

+86-592-571-5838 www.SETfuse.com www.SETsafe.com E-mail : sales@SETfuse.com

All Rights Reserved by Xiamen SET Electronics Co., Ltd. 2024-2026 V1.0

Glossary

Item	Description
RXF	**Fusible Wirewound Resistor** A power resistor which is made by winding a resistive element on a ceramic core, and the core is coated by insulation coating. It intends to interrupt a current flow at a predetermined time when the current exceeds a predetermined value. Fusible Wirewound Resistor is disposable fuse elements and is non-recoverable. — (SETsafe | SETfuse Standards)
ATCO	**Alloy Thermal-Link** Alloy Type Thermal-Link, Alloy is the thermal element. — (GB/T 9816.3)
R	**Rated Resistance** Resistance value for which the resistor has been designed, and which is generally used for denomination of the resistor. — (IEC 60115-1)
P_0	**Actual Power** The Max. power of TRXF can be used within the allowable operating Temp. range. — (SETsafe | SETfuse Standards)
I_N	**Rated Current** $I_N = \sqrt{P_0 / R}$ — (SETsafe | SETfuse Standards)
U_N	**Rated Voltage** The d.c. or a.c. r.m.s. voltage calculated from the square root of the product of the rated resistance and the rated dissipation. — (IEC 60115-1)
T_f	**Rated Functioning Temp.** The temp. of the Alloy Thermal-Link which causes it to change the state of conductivity with a detection current up to 10 mA as the only load. Tolerance: T_f + 0 / -10 °C (GB 9816.1, EN 60691, K60691) Tolerance: T_f ± 7 °C (J60691) — (IEC 60691)
T_F	**Fusing Temp.** The temp. of the Alloy Thermal-Link which causes it to change its state of conductivity is measured with silicone oil bath in which the temp. is increased at the rate of 0.5 °C to 1 °C / minute, with a detection current up to 10 mA as the only load. — (IEC 60691)
TCR	**Temp. Coefficient of Resistance** Relative variation of resistance between two given temp. divided by the difference in the temp. producing it. — (IEC60115-1)

All Rights Reserved by Xiamen SET Electronics Co., Ltd. 2024-2026 V1.0

ATTENTION

Cold Resistance Test

1. If product TCR is not less than 350 (10^{-6}/°C), the measured resistance value shall be corrected as the relative resistance value under 25 °C according to TCR formula.
2. Resistance Measurement (4-terminal test)

Replacement

As TRXF is a non-resettable product, for safety sake, please use the same type of TRXF for replacement.

Usage

1. Do not touch the resistor body or pins directly when power is on, to avoid burn or electric shock.
2. When air pressure is from 80 kPa to 106 kPa, the relative altitude shall be +2000 m to - 500 m.

Storage

1. Please store TRXF with ambient temp. 10 °C ~ 30 °C and relative humidity 30% ~ 75%.
2. Do not store the TRXF at the high temp., high humidity or corrosive gas environment, avoid influencing the solderability of the pins, please use them up within 1 year after receiving the goods.

Soldering Parameters

Wave Soldering Parameters (For Reference Only)

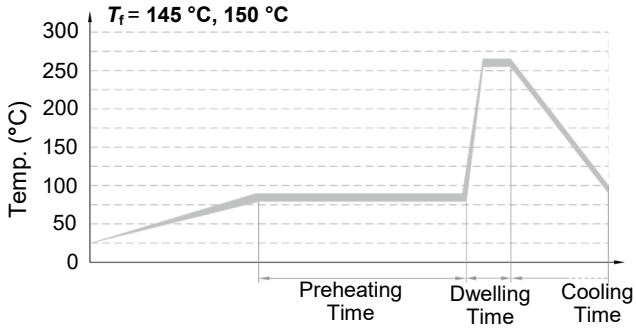

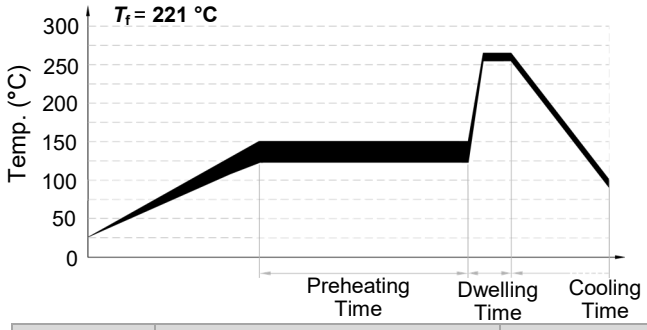

Item	Temp. (°C)		Time (s)
Preheating	T_f =145 °C / 150 °C	T_f =221 °C	60 ~ 100
	80 ~ 90	120 ~ 150	
Dwelling	260 ± 5	260 ± 5	4 ~ 5

Hand-Soldering Parameters

Solder Iron Temp.: (350 ± 5) °C

Soldering Time: ≤3 s (T_f = 221 °C)
≤2 s (T_f = 145 °C, 150 °C)

All Rights Reserved by Xiamen SET Electronics Co., Ltd. 2024-2026 V1.0

Application Comparison

RXF

Security Risks

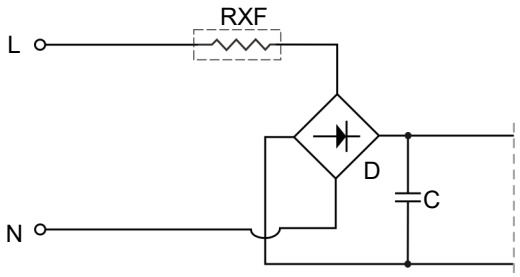

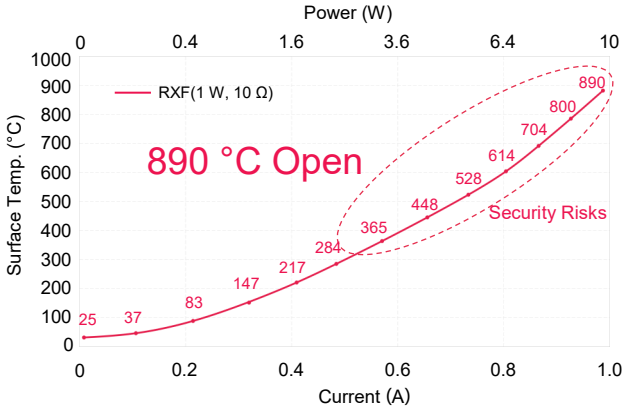

Surface Temp. Curve of RXF (For reference only)

Note: Measuring with Thermometer

0.9 A / 8.1 W

Note: Measuring with FLUKE Infrared Meter (iT27, -20 °C ~ 600 °C)

TRXF

Safety

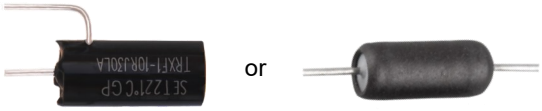

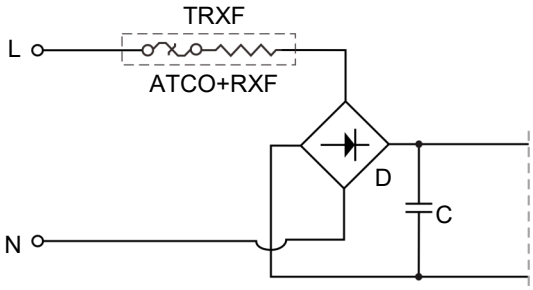

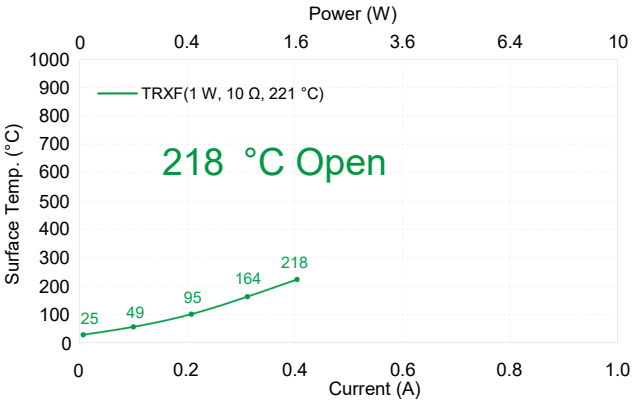

Surface Temp. Curve of RXF (For reference only)

Note: Measuring with Thermometer

0.4 A / 1.6 W

Note: Measuring with FLUKE Infrared Meter (iT27, -20 °C ~ 600 °C)

All Rights Reserved by Xiamen SET Electronics Co., Ltd. 2024-2026 V1.0

Operating Principle

Instruction

$R_{RXF} \geq 100R_{ATCO}$

- R_{RXF}: the resistance value of RXF
- R_{ATCO}: the resistance value of Alloy Thermal-Link (ATCO)

$T_{RXF} \geq 5T_{ATCO}$

- The Fusing Temp. of RXF (T_{RXF}): 1200 °C ~ 1500 °C
- The Fusing Temp. of ATCO (T_{ATCO}): 145 °C ~ 221 °C



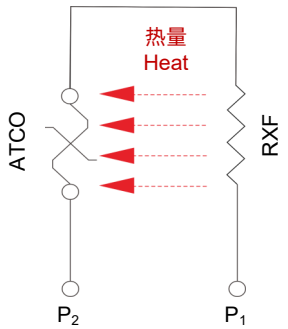

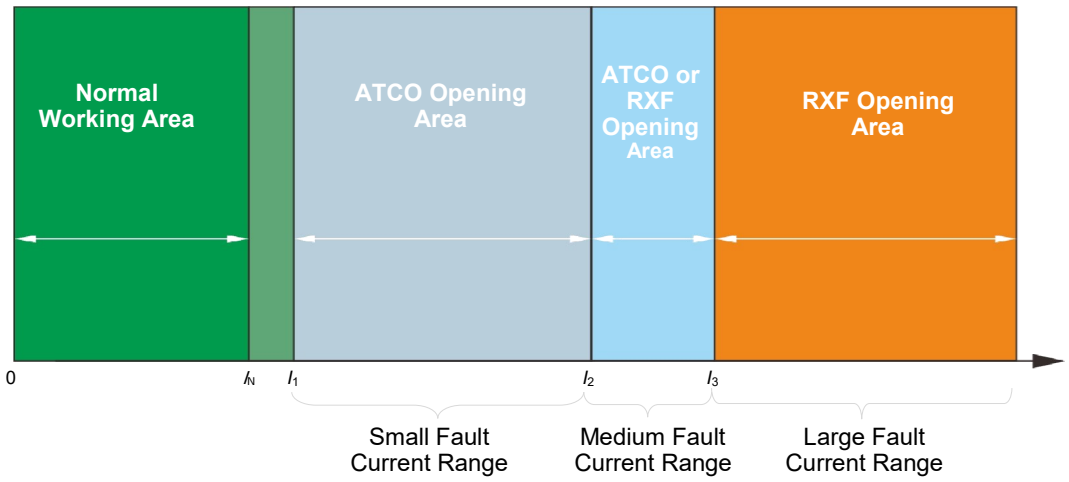

I_N: Rated Current

I_1: Conventional Fusing Current

- **Small Fault Current Protection**

  Under small fault current, $I_1 < I < I_2$, ATCO senses the heat that generated by RXF. When the ATCO reaches the fusing temp., ATCO opens the circuit quickly. In this case, RXF keeps intact and ATCO opens.

- **Medium Fault Current Protection**

  Under medium fault current, $I_2 < I < I_3$, RXF opens in a short time due to the large heat generated, meanwhile, RXF conducts its residual heat to ATCO. In this case, both RXF and ATCO open.

- **Large Fault Current Protection (Short Circuit Protection)**

  Under large fault current, $I > I_3$, such as short circuit, RXF opens instantly, but ATCO keeps intact because the fusing time of RXF is too short to generate enough heat. In this case, RXF opens and ATCO keeps intact.

All Rights Reserved by Xiamen SET Electronics Co., Ltd. 2024-2026 V1.0



Description

Thermal-Link & Fusing Resistor (TRXF) is an unique type of Power Resistor, with Over Temp. and Over Current Protections. The Alloy Thermal-Link (ATCO) is built in the core of Fusible Wirewound Resistor (RXF) and in series with RXF.

TRXF is widely used in products such as general lighting, smart homes, small power home appliances, personal care application, security & protection.

SETsafe | SETfuse TRXF has the same physical size as ordinary RXF as well as large fault current protection. Besides, TRXF can effectively solve the hidden danger of continuous abnormal heat that ordinary RXF may cause when small fault current happens. TRXF1S series Rated Resistance from 1 Ω to 600 Ω, Rated Functioning Temp.: 145 °C, 221 °C, safety certification includes cURus, CQC and complies with RoHS and REACH.

Features

- Over Temp. Protection
- Over Current Protection
- Small Fault Current Protection
- Surge Protection
- Inrush Current Protection
- RoHS & REACH Compliant

Applications

- Adapters
- Switched-Mode Power Supplies
- LED Drives
- Small Power Home Appliances
- Security & Protection

Customization

- Leads Forming Types

Structure Diagrams

Case Type

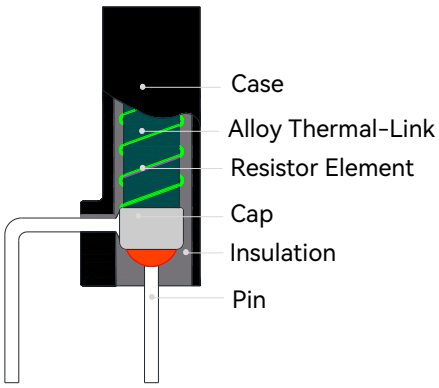

Note: The color of schematic diagram is for reference only

Dimensions（mm）

Vertical

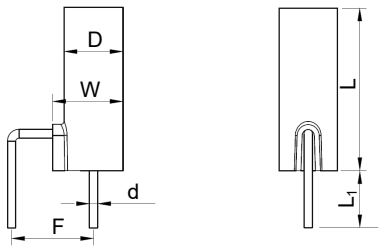

L	L_1[a]	W	D	d	F[a]
11.0 Max.	3.5 ± 0.5	4.5 ± 0.3	Φ3.6 ± 0.2	Φ0.50 ± 0.05	5.0 ± 0.5

Horizontal

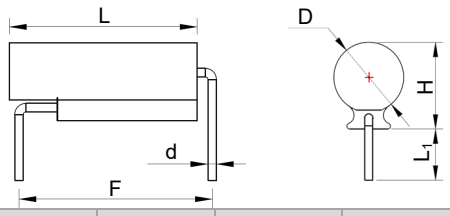

L	L_1[a]	H	D	d	F[a]
11.0 Max.	3.5 ± 0.5	4.8 ± 0.2	Φ3.6 ± 0.2	Φ0.50 ± 0.05	10.0 ± 0.5

All Rights Reserved by Xiamen SET Electronics Co., Ltd. 2024-2026 V1.0

Agency Information

Agency Symbol		Standards	The File No. and certification No. obtained by SETsafe | SETfuse	Rated Resistance (Ω)
c UL us	cURus	UL 1412	E324712	1 to 600
cqc	CQC	SJ 2865	CQC15001126562	1 to 600

Marking

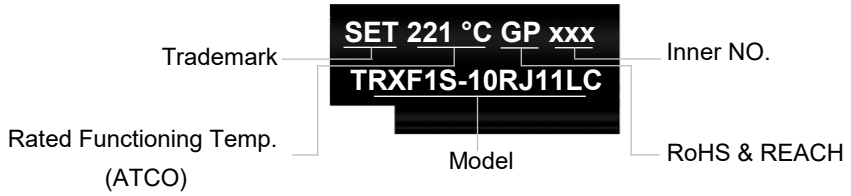

Part Numbering System

TRXF 1S - 4R7 J 07 L A A - 001

Other Options

Tube

A :	Without Tube
B :	With Tube

Case Type

A :	Round	C :	Ω Shape

Pin Type

L :	2 Pins

ATCO Code

07 :	V6 (145 °C)
11 :	V31 (221 °C)

Tolerance

J :	±5%	K :	±10%

Rated Resistance (Ω)

R47 :	0.47	47R :	47
4R7 :	4.7	470R :	470

Power Type

1S :	1 W (small size)

Product Category

Technical Parameter

Item	Parameter
Power Type (***P***)	1 W(S)
Rated Resistance (***R***)	1 Ω ~ 600 Ω
Resistance Tolerance	5% (E24), 10% (E12)
Derating Factor (***f***)	See Rated Power Derating Curve
Actual Power (P_0)	$P_0 = P \times f$
Rated Current (I_N)	$I_N = \sqrt{P_0 / R}$
Rated Voltage (U_N)	$U_N = \sqrt{P_0 \times R}$
Fusing Time (less than 60 seconds)	T_f = 221 °C: 5 × P
	T_f = 145 °C: 3 × P
Rated Functioning Temp. (T_f)	145 °C, 221 °C
Fusing Temp. (T_F)	T_f = 221 °C: 216 °C ~ 221 °C
	T_f = 145 °C: 138 °C ~ 142 °C
Surge (For Reference) **Note: Combination Wave**	2.0 kV (R > 10 Ω)
	1.0 kV (R ≤ 10 Ω)

All Rights Reserved by Xiamen SET Electronics Co., Ltd. 2024-2026 V1.0

Specifications

Series	Power Type	Derating Factor (25 °C)	Rated Resistance (R)	Resistance Tolerance	Rated Functioning Temp. (T_f)	Fusing Temp. (T_F)	Agency Information		Environmental Status	
							cURus	CQC	RoHS	REACH
	(W)	(%)	(Ω)	(%)	(°C)	(°C)	cURus	CQC		
TRXF1S	1	80	1.0 ~ 600	±5, ±10	221	216 ~ 221	●	●	●	●
		45			145	138 ~ 142	●	●	●	●

Note: ”●"Means certificated, RoHS & REACH Compliant .

Resistance Selection Table (According to IEC60063-2015, blue font is SETsafe | SETfuse common resistance).

Rated Resistance (Ω)	Code	Rated Resistance (Ω)	Code	Rated Resistance (Ω)	Code	Rated Resistance (Ω)	Code
0.10	R10	1.0	1R0	10	10R	100	100R
0.11	R11	1.1	1R1	11	11R	110	110R
0.12	R12	1.2	1R2	12	12R	120	120R
0.13	R13	1.3	1R3	13	13R	130	130R
0.15	R15	1.5	1R5	15	15R	150	150R
0.16	R16	1.6	1R6	16	16R	160	160R
0.18	R18	1.8	1R8	18	18R	180	180R
0.20	R20	2.0	2R0	20	20R	200	200R
0.22	R22	2.2	2R2	22	22R	220	220R
0.24	R24	2.4	2R4	24	24R	240	240R
0.27	R27	2.7	2R7	27	27R	270	270R
0.30	R30	3.0	3R0	30	30R	300	300R
0.33	R33	3.3	3R3	33	33R	330	330R
0.36	R36	3.6	3R6	36	36R	360	360R
0.39	R39	3.9	3R9	39	39R	390	390R
0.43	R43	4.3	4R3	43	43R	430	430R
0.47	R47	4.7	4R7	47	47R	470	470R
0.51	R51	5.1	5R1	51	51R	510	510R
0.56	R56	5.6	5R6	56	56R	560	560R
0.62	R62	6.2	6R2	62	62R	600	600R
0.68	R68	6.8	6R8	68	68R	N/A	N/A
0.75	R75	7.5	7R5	75	75R	N/A	N/A
0.82	R82	8.2	8R2	82	82R	N/A	N/A
0.91	R91	9.1	9R1	91	91R	N/A	N/A

All Rights Reserved by Xiamen SET Electronics Co., Ltd. 2024-2026 V1.0

Rated Power Derating Curve (For Reference Only)

When the ambient temp. exceeds 25 ºC, the rated power value declines as the following curve.

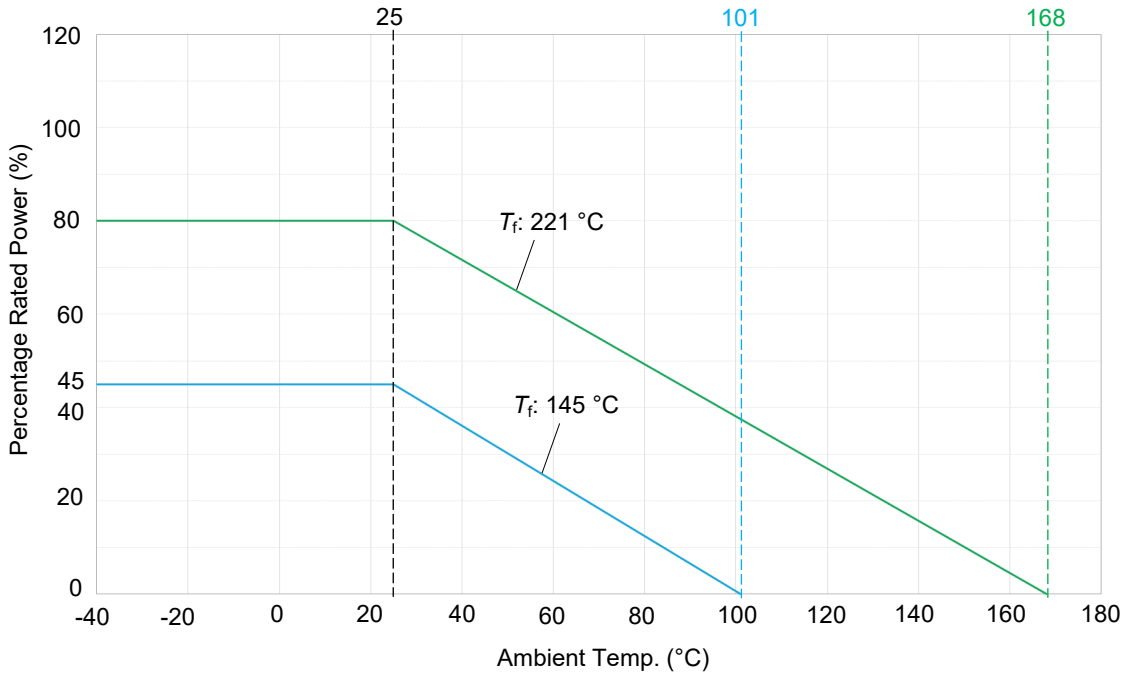

Fusing Time Curve (For Reference Only)

Compared with RXF, TRXF can open effectively at lower power multiples to protect the circuit timely.
(ambient temp. 25 °C ± 2 °C)

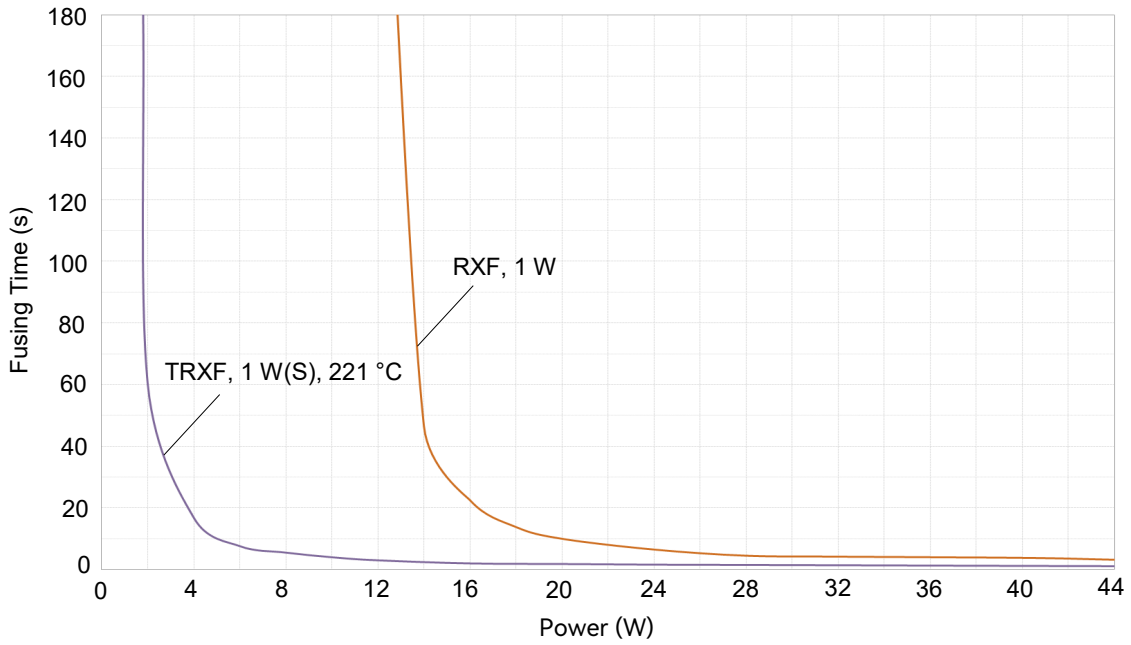

All Rights Reserved by Xiamen SET Electronics Co., Ltd. 2024-2026 V1.0

Surface Temp. Curve (For Reference Only)

The surface temp. of TRXF is always at a lower level, when small fault current happens to the device, TRXF is able to open the circuit timely without additional damage (ambient temp. 25 °C ± 2 °C).

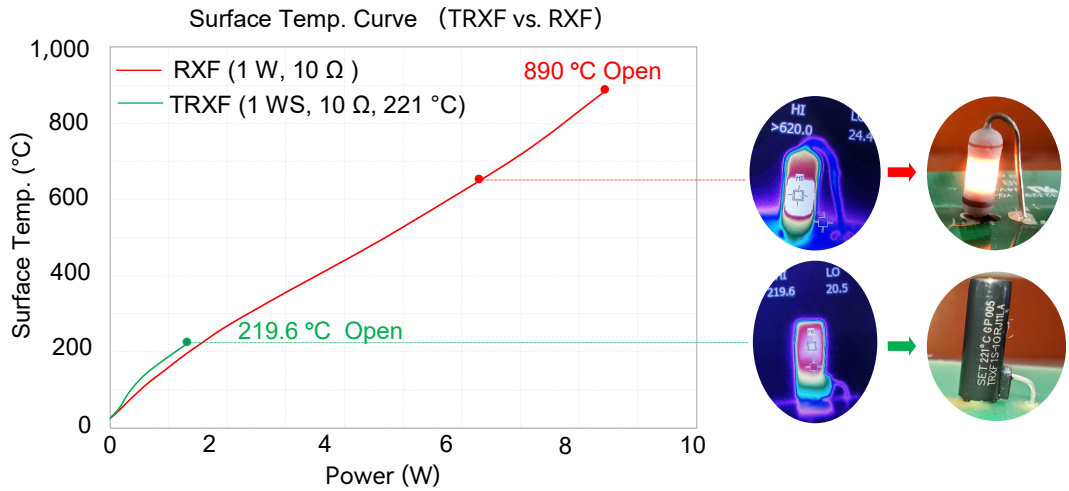

Packaging Information

Bulk

Item	PE Bag	Box	Carton
Dimensions (mm)	135 × 85	255 × 88 × 98	480 × 280 × 230
Quantity (PCS)	100	2,000	20,000
Gross Weight (Vertical) (kg)			7.2 ± 10%
Gross Weight (Horizontal) (kg)			8.0 ± 10%

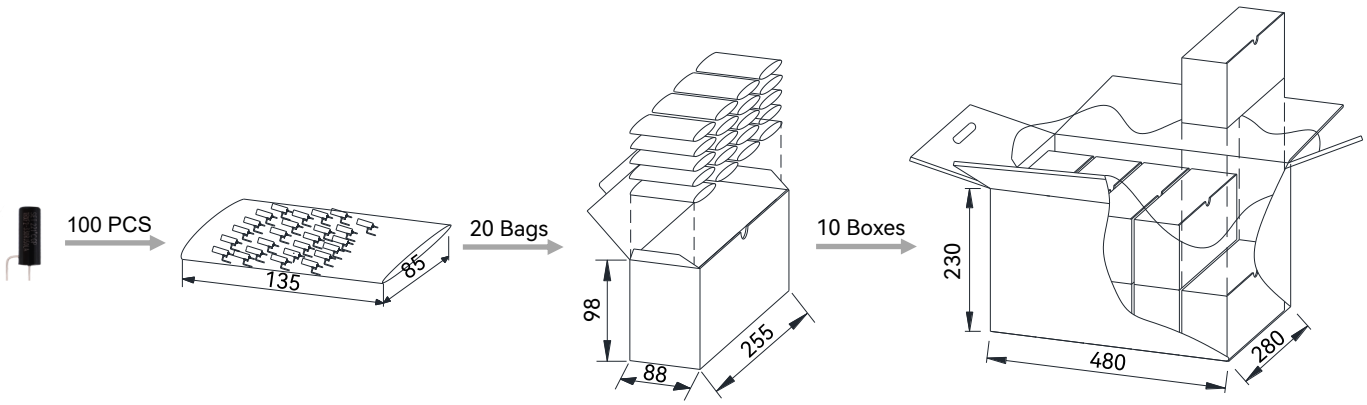

All Rights Reserved by Xiamen SET Electronics Co., Ltd. 2024-2026 V1.0



Description

Thermal-Link & Fusing Resistor (TRXF) is an unique type of Power Resistor, with Over Temp. and Over Current Protections. The Alloy Thermal-Link (ATCO) is built in the core of Fusible Wirewound Resistor (RXF) and in series with RXF.

TRXF is widely used in products such as general lighting, smart homes, small power home appliances, personal care application, security & protection.

SETsafe | SETfuse TRXF has the same physical size as ordinary RXF as well as large fault current protection. Besides, TRXF can effectively solve the hidden danger of continuous abnormal heat that ordinary RXF may cause when small fault current happens. TRXF1 series Rated Resistance from 0.27 Ω to 800 Ω, Rated Functioning Temp.: 145 °C, 221 °C, safety certification includes cURus, TUV, CQC and complies with RoHS and REACH.

Features

- Over Temp. Protection
- Over Current Protection
- Small Fault Current Protection
- Surge Protection
- Inrush Current Protection
- RoHS & REACH Compliant

Applications

- Adapters
- Switched-Mode Power Supplies
- LED Drives
- Small Power Home Appliances
- Security & Protection

Customization

- Taping Packing Available
- Leads Forming Types

Structure Diagrams

Case Type

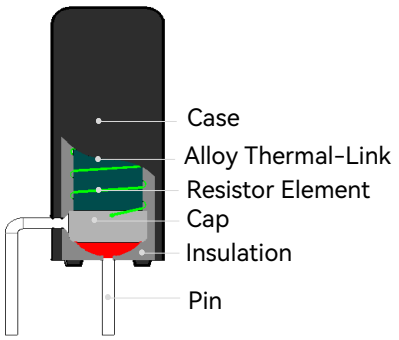

Note: The color of schematic diagram is for reference only

Dimensions（mm）

Vertical

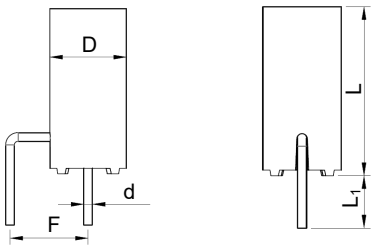

L	L_1[a]	D	d	F[a]
11.0 Max.	3.5 ± 0.5	Φ4.8 ± 0.2	Φ0.54 ± 0.05	5.0 ± 0.5

Horizontal

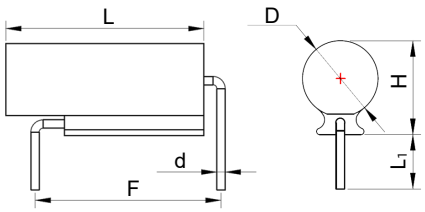

L	L_1[a]	H	D	d	F[a]
11.0 Max.	3.5 ± 0.5	6.0 ± 0.2	Φ4.8 ± 0.2	Φ0.54 ± 0.05	10.0 ± 0.5

All Rights Reserved by Xiamen SET Electronics Co., Ltd. 2024-2026 V1.0

Agency Information

Agency Symbol		Standards	The File No. and certification No. obtained by SETsafe | SETfuse	Rated Resistance (Ω)
	cURus	UL 1412	E324712	0.27 to 800
	CQC	SJ 2865	CQC15001126563	0.27 to 800
	TUV	IEC 60065	R50279979	0.47 to 800

Marking

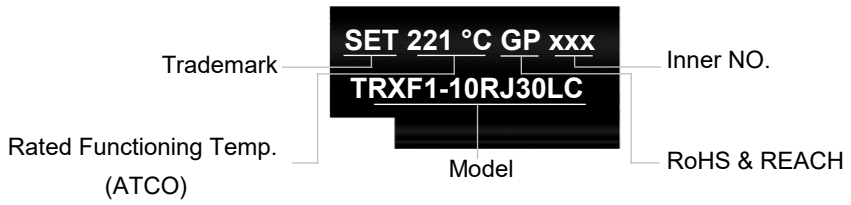

Part Numbering System

TRXF 1 - 4R7 J 30 L A A - 001

Other Options

Tube

A :	Without Tube
B :	With Tube

Case Type

A :	Round	C :	Ω Shape

Pin Type

L :	2 Pins

ATCO Code

26 :	H6 (145 ℃)
30 :	H31 (221 ℃)

Tolerance

J :	±5%	K :	±10%

Rated Resistance (Ω)

R47 :	0.47	47R :	47
4R7 :	4.7	470R :	470

Power Type

1 :	1 W

Product Category

Technical Parameter

Item	Parameter
Power Type (***P***)	1 W
Rated Resistance (***R***)	0.27 Ω ~ 800 Ω
Resistance Tolerance	5% (E24), 10% (E12)
Derating Factor (***f***)	See Rated Power Derating Curve
Actual Power (P_0)	$P_0 = P \times f$
Rated Current (I_N)	$I_N = \sqrt{P_0 / R}$
Rated Voltage (U_N)	$U_N = \sqrt{P_0 \times R}$
Fusing Time (less than 60 seconds)	T_f = 221 °C: 5 × P
	T_f = 145 °C: 3 × P
Rated Functioning Temp. (T_f)	145 ℃, 221 ℃
Fusing Temp. (T_F)	T_f = 221 °C: 216 °C ~ 221 °C
	T_f = 145 °C: 138 °C ~ 142 °C
Surge (For Reference) **Note: Combination Wave**	2.0 kV (R > 10 Ω)
	1.0 kV (R ≤ 10 Ω)

All Rights Reserved by Xiamen SET Electronics Co., Ltd. 2024-2026 V1.0

Specifications

Series	Power Type	Derating Factor (25 °C)	Rated Resistance (R)	Resistance Tolerance	Rated Functioning Temp. (T_f)	Fusing Temp. (T_F)	Agency Information			Environmental Status	
							cURus	TUV	CQC	RoHS	REACH
	(W)	(%)	(Ω)	(%)	(°C)	(°C)	cURus	TUV	CQC		
TRXF1	1	50	0.27 ~ 0.47	± 5, ± 10	145	138 ~ 142	●	N/A	●	●	●
		100			221	216 ~ 221					
		50	0.47 ~ 800	± 5, ± 10	145	138 ~ 142	●	●	●	●	●
		100			221	216 ~ 221					

Note: ”●"Means certificated, RoHS & REACH Compliant .

Resistance Selection Table (According to IEC60063-2015, blue font is SETsafe | SETfuse common resistance).

Rated Resistance (Ω)	Code	Rated Resistance (Ω)	Code	Rated Resistance (Ω)	Code	Rated Resistance (Ω)	Code
0.10	R10	1.0	1R0	10	10R	100	100R
0.11	R11	1.1	1R1	11	11R	110	110R
0.12	R12	1.2	1R2	12	12R	120	120R
0.13	R13	1.3	1R3	13	13R	130	130R
0.15	R15	1.5	1R5	15	15R	150	150R
0.16	R16	1.6	1R6	16	16R	160	160R
0.18	R18	1.8	1R8	18	18R	180	180R
0.20	R20	2.0	2R0	20	20R	200	200R
0.22	R22	2.2	2R2	22	22R	220	220R
0.24	R24	2.4	2R4	24	24R	240	240R
0.27	R27	2.7	2R7	27	27R	270	270R
0.30	R30	3.0	3R0	30	30R	300	300R
0.33	R33	3.3	3R3	33	33R	330	330R
0.36	R36	3.6	3R6	36	36R	360	360R
0.39	R39	3.9	3R9	39	39R	390	390R
0.43	R43	4.3	4R3	43	43R	430	430R
0.47	R47	4.7	4R7	47	47R	470	470R
0.51	R51	5.1	5R1	51	51R	510	510R
0.56	R56	5.6	5R6	56	56R	560	560R
0.62	R62	6.2	6R2	62	62R	620	620R
0.68	R68	6.8	6R8	68	68R	680	680R
0.75	R75	7.5	7R5	75	75R	750	750R
0.82	R82	8.2	8R2	82	82R	800	800R
0.91	R91	9.1	9R1	91	91R	N/A	N/A

All Rights Reserved by Xiamen SET Electronics Co., Ltd. 2024-2026 V1.0

Rated Power Derating Curve (For Reference Only)

When the ambient temp. exceeds 25 ºC, the rated power value declines as the following curve.

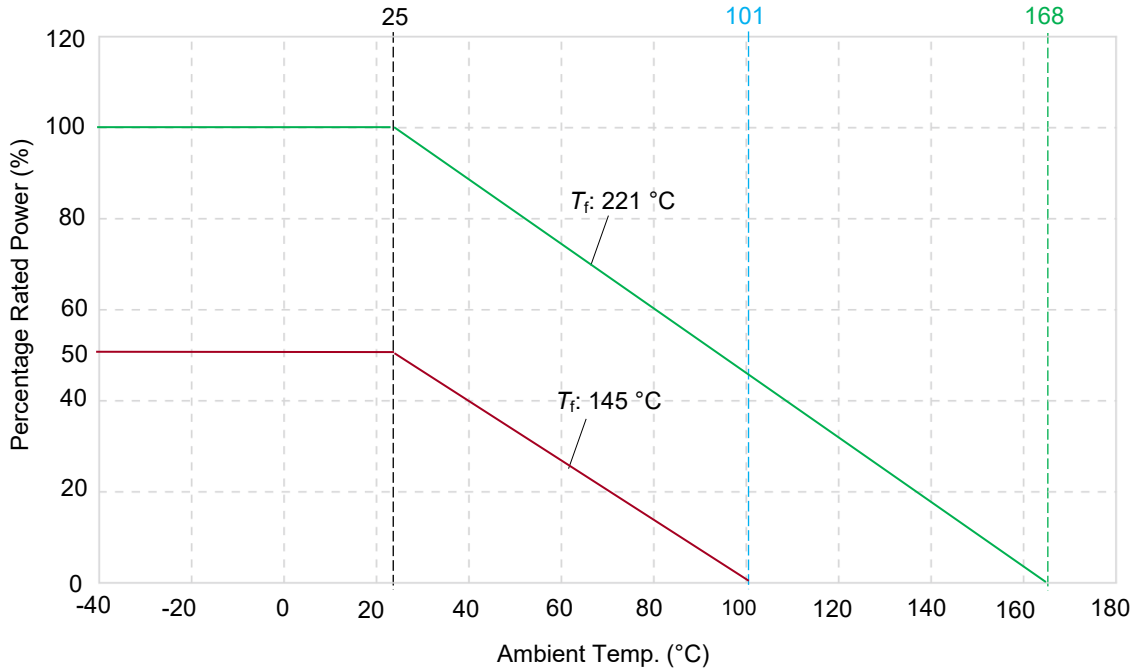

Fusing Time Curve (For Reference Only)

Compared with RXF, TRXF can open effectively at lower power multiples to protect the circuit timely.
(ambient temp. 25 °C ± 2 °C)

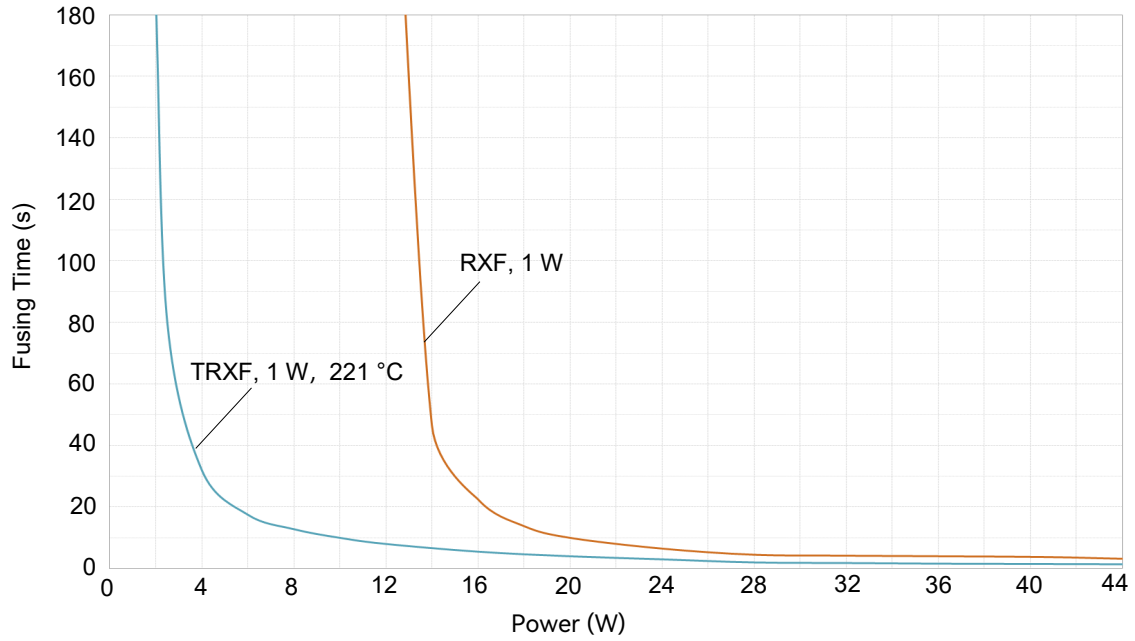

All Rights Reserved by Xiamen SET Electronics Co., Ltd. 2024-2026 V1.0

Surface Temp. Curve (For Reference Only)

The surface temp. of TRXF is always at a lower level, when small fault current happens to the device, TRXF is able to open the circuit timely without additional damage (ambient temp. 25 °C ± 2 °C).

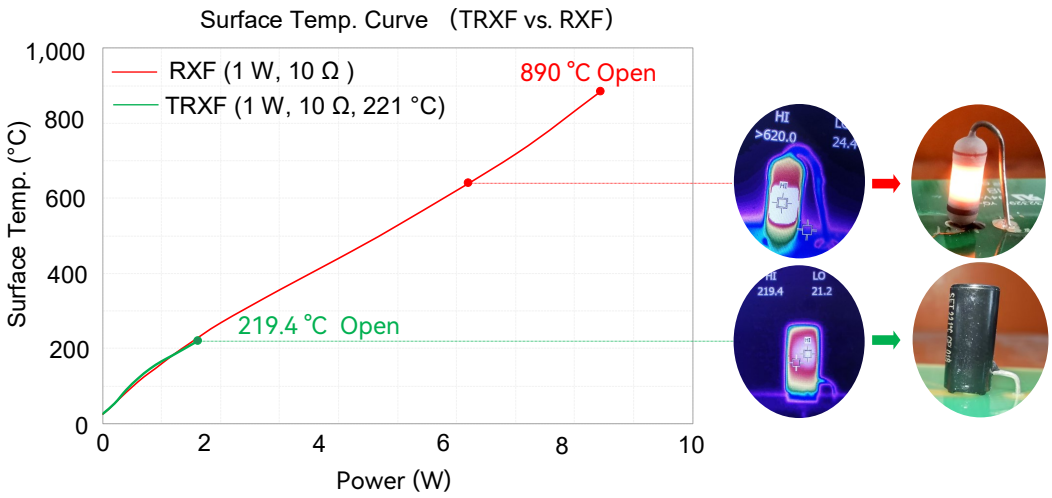

Packaging Information

Bulk

Item	PE Bag	Box	Carton
Dimensions (mm)	135 × 85	255 × 88 × 98	480 × 280 × 230
Quantity (PCS)	100	2,000	20,000
Gross Weight (Vertical) (kg)			10.5 ± 10%
Gross Weight (Horizontal) (kg)			12.0 ± 10%

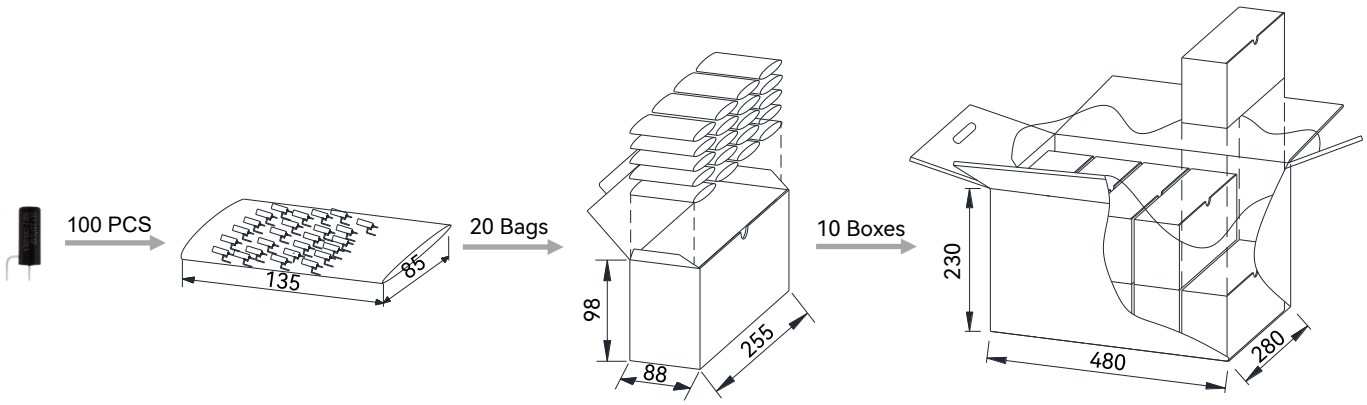

All Rights Reserved by Xiamen SET Electronics Co., Ltd. 2024-2026 V1.0

Description

Thermal-Link & Fusing Resistor (TRXF) is an unique type of Power Resistor, with Over Temp. and Over Current Protections. The Alloy Thermal-Link (ATCO) is built in the core of Fusible Wirewound Resistor (RXF) and in series with RXF.

TRXF is widely used in products such as general lighting, smart homes, small power home appliances, personal care application, security & protection.

SETsafe | SETfuse TRXF has the same physical size as ordinary RXF as well as large fault current protection. Besides, TRXF can effectively solve the hidden danger of continuous abnormal heat that ordinary RXF may cause when small fault current happens. TRXF2 series Rated Resistance from 0.27 Ω to 1,000 Ω, Rated Functioning Temp: 150 °C, 221 °C, safety certification includes cURus, TUV, CQC and complies with RoHS and REACH.

Features

- Over Temp. Protection
- Over Current Protection
- Small Fault Current Protection
- Surge Protection
- Inrush Current Protection
- RoHS & REACH Compliant

Applications

- Adapters
- Switched-Mode Power Supplies
- LED Drives
- Small Power Home Appliances
- Security & Protection

Customization

- Taping Packing Available
- Leads Forming Types

Structure Diagrams

Case Type

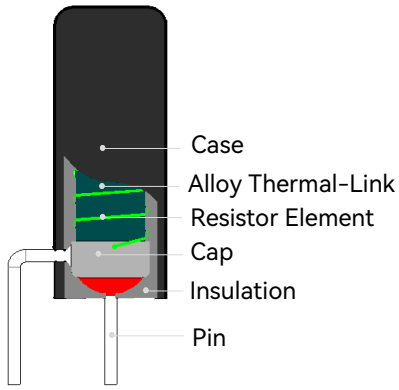

Note: The color of schematic diagram is for reference only

Dimensions（mm）

Vertical

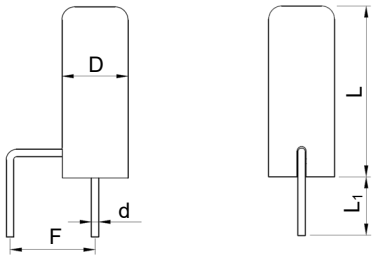

L	L_1[a]	D	d	F[a]
13.5 Max.	3.5 ± 0.5	Φ4.8 ± 0.2	Φ0.54 ± 0.05	5.0 ± 0.5

Horizontal

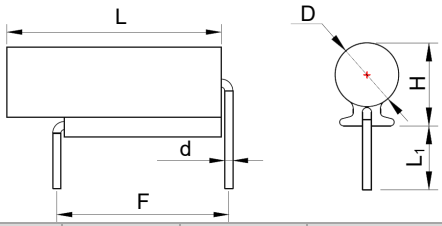

L	L_1[a]	H	D	d	F[a]
13.5 Max.	3.5 ± 0.5	6.0 ± 0.2	Φ4.8 ± 0.2	Φ0.54 ± 0.05	10.0 ± 0.5

Note: a - F, L_1 and the bending mode of pins can be customized as required.

All Rights Reserved by Xiamen SET Electronics Co., Ltd. 2024-2026 V1.0

Agency Information

Agency Symbol		Standards	The File No. and certification No. obtained by SETsafe | SETfuse	Rated Resistance (Ω)
	cURus	UL 1412	E324712	0.27 to 1,000
	CQC	SJ 2865	CQC15001126561	0.27 to 1,000
	TUV	IEC 60065	R50279979	2 to 1,000

Marking

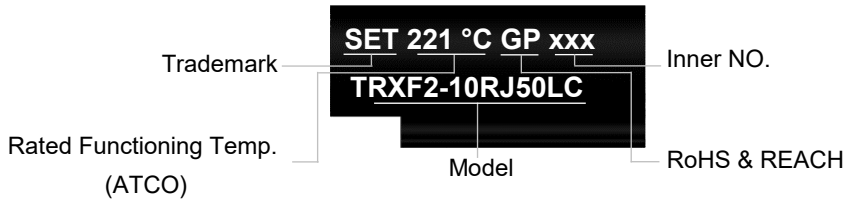

Part Numbering System

TRXF 2 - 4R7 J 50 L A A - 001

Other Options

Tube

A :	Without Tube
B :	With Tube

Case Type

A :	Round	C :	Ω Shape

Pin Type

L :	2 Pins

ATCO Code

47 :	B7 (145 ℃)
50 :	B31 (221 ℃)

Tolerance

J :	±5%	K :	±10%

Rated Resistance (Ω)

R47 :	0.47	47R :	47
4R7 :	4.7	470R :	470

Power Type

2 :	2 W

Product Category

Technical Parameter

Item	Parameter
Power Type (***P***)	2 W
Rated Resistance (***R***)	0.27 Ω ~ 1,000 Ω
Resistance Tolerance	5% (E24), 10% (E12)
Derating Factor (***f***)	See Rated Power Derating Curve
Actual Power (P_0)	$P_0 = P \times f$
Rated Current (I_N)	$I_N = \sqrt{P_0 / R}$
Rated Voltage (U_N)	$U_N = \sqrt{P_0 \times R}$
Fusing Time (less than 60 seconds)	T_f = 221 °C: 3 × P
	T_f = 150 °C: 2 × P
Rated Functioning Temp. (T_f)	150 ℃, 221 ℃
Fusing Temp. (T_F)	T_f = 221 °C: 216 °C ~ 221 °C
	T_f = 150 °C: 143 °C ~ 147 °C
Surge (For Reference) **Note: Combination Wave**	2.0 kV (R > 10 Ω)
	1.0 kV (R ≤ 10 Ω)

All Rights Reserved by Xiamen SET Electronics Co., Ltd. 2024-2026 V1.0

Specifications

Series	Power Type	Derating Factor (25 °C)	Rated Resistance (R)	Resistance Tolerance	Rated Functioning Temp. (T_f)	Fusing Temp. (T_F)	Agency Information			Environmental Status	
							cURus	TUV	CQC	RoHS	REACH
	(W)	(%)	(Ω)	(%)	(°C)	(°C)					
TRXF2	2	60	0.27 ~ 2.0	± 5, ± 10	150	143 ~ 147	●	N/A	●	●	●
		80			221	216 ~ 221					
		60	2.2 ~ 1,000	± 5, ± 10	150	143 ~ 147	●	●	●	●	●
		80			221	216 ~ 221					

Note: ”●"Means certificated, RoHS & REACH Compliant .

Resistance Selection Table (According to IEC60063-2015, blue font is SETsafe | SETfuse common resistance).

Rated Resistance (Ω)	Code	Rated Resistance (Ω)	Code	Rated Resistance (Ω)	Code	Rated Resistance (Ω)	Code
0.10	R10	1.0	1R0	10	10R	100	100R
0.11	R11	1.1	1R1	11	11R	110	110R
0.12	R12	1.2	1R2	12	12R	120	120R
0.13	R13	1.3	1R3	13	13R	130	130R
0.15	R15	1.5	1R5	15	15R	150	150R
0.16	R16	1.6	1R6	16	16R	160	160R
0.18	R18	1.8	1R8	18	18R	180	180R
0.20	R20	2.0	2R0	20	20R	200	200R
0.22	R22	2.2	2R2	22	22R	220	220R
0.24	R24	2.4	2R4	24	24R	240	240R
0.27	R27	2.7	2R7	27	27R	270	270R
0.30	R30	3.0	3R0	30	30R	300	300R
0.33	R33	3.3	3R3	33	33R	330	330R
0.36	R36	3.6	3R6	36	36R	360	360R
0.39	R39	3.9	3R9	39	39R	390	390R
0.43	R43	4.3	4R3	43	43R	430	430R
0.47	R47	4.7	4R7	47	47R	470	470R
0.51	R51	5.1	5R1	51	51R	510	510R
0.56	R56	5.6	5R6	56	56R	560	560R
0.62	R62	6.2	6R2	62	62R	620	620R
0.68	R68	6.8	6R8	68	68R	680	680R
0.75	R75	7.5	7R5	75	75R	750	750R
0.82	R82	8.2	8R2	82	82R	800	800R
0.91	R91	9.1	9R1	91	91R	910	910R

All Rights Reserved by Xiamen SET Electronics Co., Ltd. 2024-2026 V1.0

Rated Power Derating Curve (For Reference Only)

When the ambient temp. exceeds 25 ºC, the rated power value declines as the following curve.

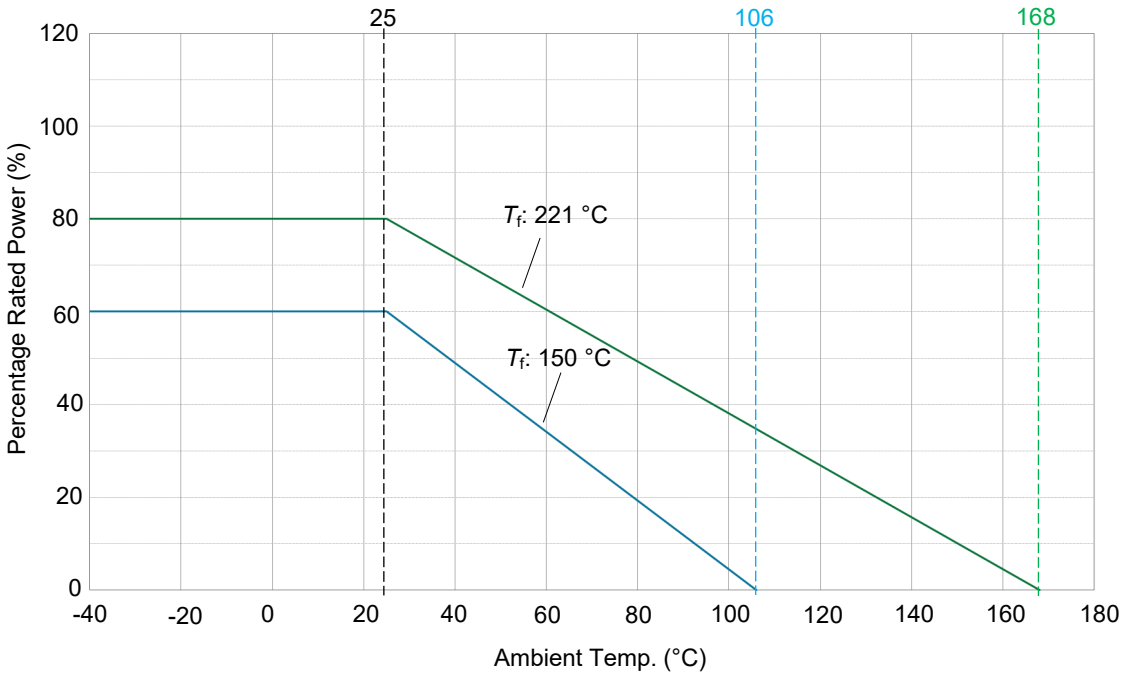

Fusing Time Curve (For Reference Only)

Compared with RXF, TRXF can open effectively at lower power multiples to protect the circuit timely.
(ambient temp. 25 °C ± 2 °C)

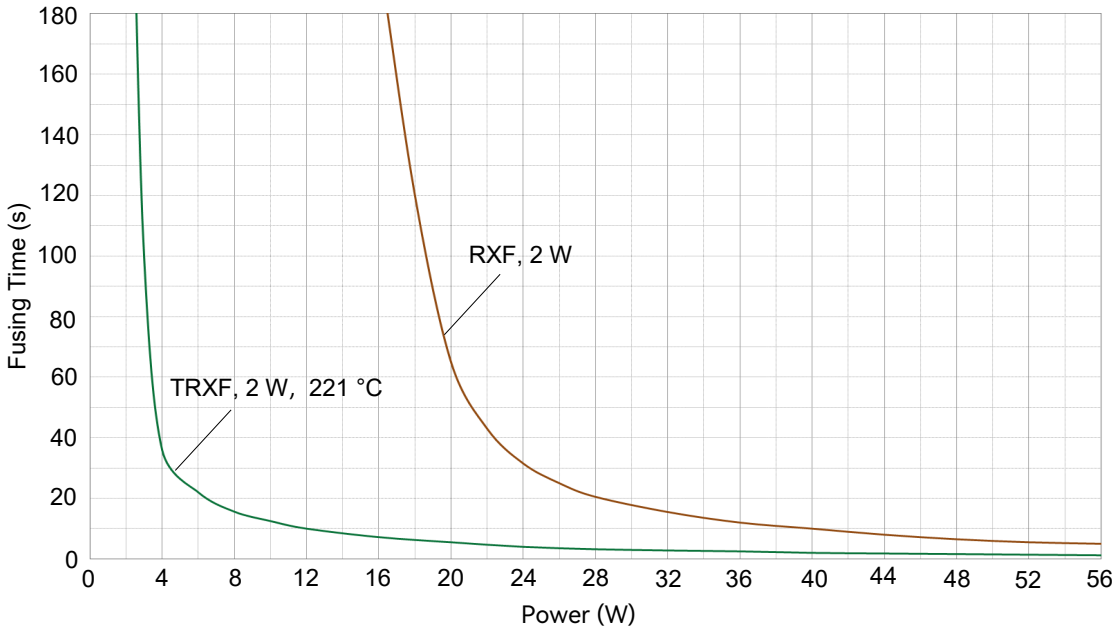

All Rights Reserved by Xiamen SET Electronics Co., Ltd. 2024-2026 V1.0

Surface Temp. Curve (For Reference Only)

The surface temp. of TRXF is always at a lower level, when small fault current happens to the device, TRXF is able to open the circuit timely without additional damage (ambient temp. 25 °C ± 2 °C).

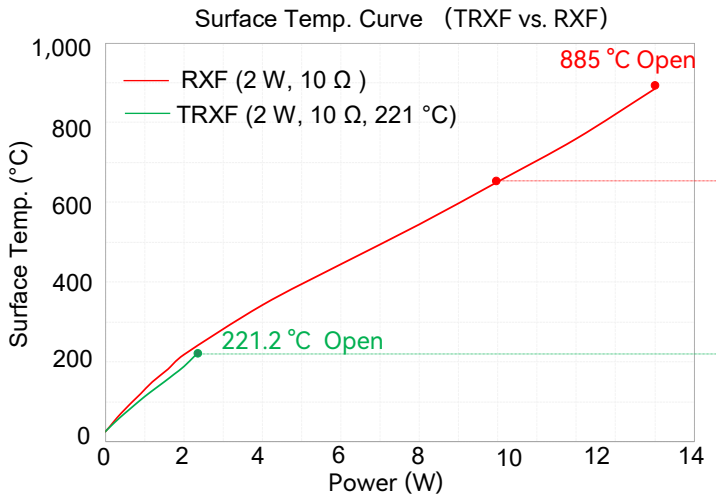



Packaging Information

Bulk

Item	PE Bag	Box	Carton
Dimensions (mm)	135 × 85	255 × 88 × 98	480 × 280 × 230
Quantity (PCS)	100	2,000	20,000
Gross Weight (Vertical) (kg)			12 ± 10%
Gross Weight (Horizontal) (kg)			14 ± 10%

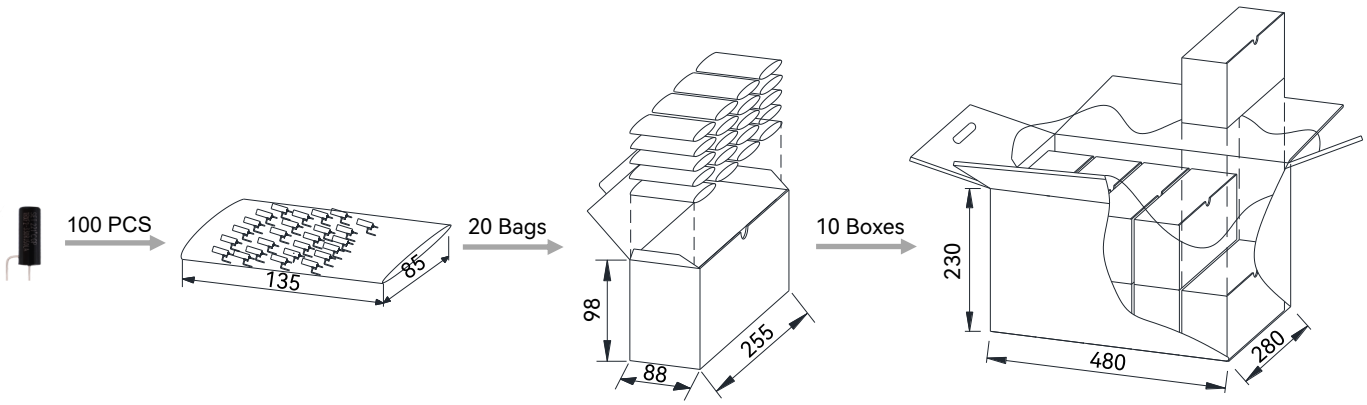

All Rights Reserved by Xiamen SET Electronics Co., Ltd. 2024-2026 V1.0



Description

Thermal-Link & Fusing Resistor (TRXF) is an unique type of Power Resistor, with Over Temp. and Over Current Protections. The Alloy Thermal-Link (ATCO) is built in the core of Fusible Wirewound Resistor (RXF) and in series with RXF.

TRXF is widely used in products such as general lighting, smart homes, small power home appliances, personal care application, security & protection.

SETsafe | SETfuse TRXF has the same physical size as ordinary RXF as well as large fault current protection. Besides, TRXF can effectively solve the hidden danger of continuous abnormal heat that ordinary RXF may cause when small fault current happens. TRXF1 series (Axial Type) Rated Resistance from 0.10 Ω to 800 Ω, Rated Functioning Temp: 221 °C, safety certification includes UL, TUV, CQC and complies with RoHS and REACH.

Features

- Over Temp. Protection
- Over Current Protection
- Small Fault Current Protection
- Surge Protection
- Inrush Current Protection
- RoHS & REACH Compliant

Applications

- Adapters
- Switched-Mode Power Supplies
- LED Drives
- Small Power Home Appliances
- Security & Protection

Customization

- Vertical Taping Available
- Leads Forming Types
- Body with Tube

Structure Diagrams

Axial Type

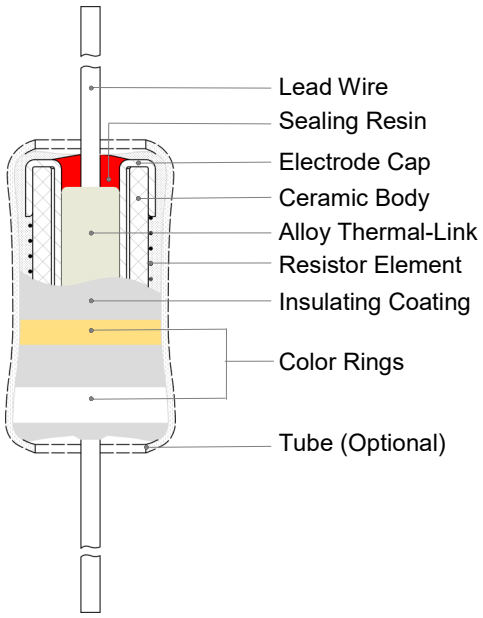

Note: The color of schematic diagram is for reference only

Dimensions（mm）

Coating Type

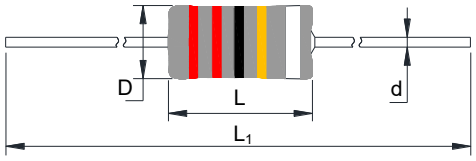

L	L_1[a]	D	d
9.0 ± 1.0	60.0 ± 2.0 / 72.0 ± 2.0	Φ4.4 ± 0.5	Φ0.54 ± 0.05

With Tube

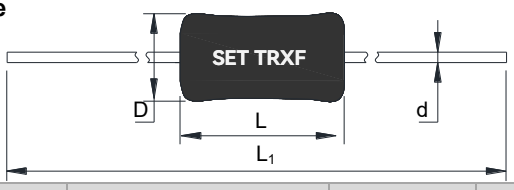

L	L_1[a]	D	d
9.5 ± 1.0	60.0 ± 2.0 / 72.0 ± 2.0	Φ4.6 ± 0.5	Φ0.54 ± 0.05

Note: a - Blue font is SETsafe | SETfuse common length.

All Rights Reserved by Xiamen SET Electronics Co., Ltd. 2024-2026 V1.0

Agency Information

Agency Symbol		Standards	The File No. and certification No. obtained by SETsafe | SETfuse	Rated Resistance (Ω)
	UL	UL 1412	E324712	0.47 to 800
	CQC	SJ 2865	CQC18001205502	0.47 to 800
	TUV	EN IEC 60127	R50560298	0.1 to 800

Leads Forming Types

A		B		C	
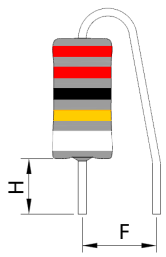		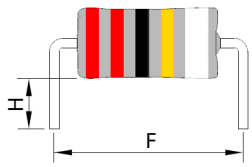		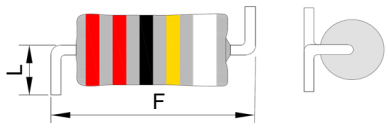	
H (mm)	F (mm)	H (mm)	F (mm)	L (mm)	F (mm)
3.5 ± 0.5	5.0 / 7.5 ± 1.5	3.5 ± 0.5	(12.0 ~ 18.0) ± 0.5	3.0 ± 0.5	13 ± 1
The forming modes and length of lead wires can be customized.					

Marking



Color		The First Number	The Second Number	Multiple	Resistance Tolerance	T_f
	Black	0	0	10^0	N/A	N/A
	Brown	1	1	10^1	N/A	N/A
	Red	2	2	10^2	N/A	N/A
	Orange	3	3	10^3	N/A	N/A
	Yellow	4	4	10^4	N/A	N/A
	Green	5	5	10^5	N/A	N/A
	Blue	6	6	10^6	N/A	N/A
	Purple	7	7	10^7	N/A	N/A
	Grey	8	8	10^8	N/A	N/A
	White	9	9	10^9	N/A	221 ℃
	Gold	N/A	N/A	10^{-1}	J: ±5%	N/A
	Silver	N/A	N/A	10^{-2}	K: ±10%	N/A

All Rights Reserved by Xiamen SET Electronics Co., Ltd. 2024-2026 V1.0

Part Numbering System

TRXF 1 - 4R7 J 30 T D A - 001

Other Options

Tube

A :	Coating Type
B :	With Tube

Case Type

D :	Coating

Packaging Type

T :	Taping
B :	Bulk

ATCO Code

30 :	H31 (221 °C)

Tolerance

J :	±5%	K :	±10%

Rated Resistance (Ω)

R47 :	0.47	47R :	47
4R7 :	4.7	470R :	470

Power Type

1 :	1 W

Product Category

Technical Parameter

Item	Parameter
Power Type (***P***)	1 W
Rated Resistance (***R***)	0.1 Ω ~ 800 Ω
Resistance Tolerance	5% (E24), 10% (E12)
Derating Factor (***f***)	See Rated Power Derating Curve
Actual Power (P_0)	$P_0 = P \times f$
Rated Current (I_N)	$I_N = \sqrt{P_0 / R}$
Rated Voltage (U_N)	$U_N = \sqrt{P_0 \times R}$
Fusing Time (less than 60 seconds)	T_f = 221 °C: 5 × P_0
Rated Functioning Temp. (T_f)	221 °C
Fusing Temp. (T_F)	T_f = 221 °C: 216 °C ~ 221 °C
Surge (For Reference) **Note: Combination Wave**	2.0 kV (R > 10 Ω)
	1.0 kV (R ≤ 10 Ω)

Rated Power Derating Curve (For Reference Only)

When the ambient temp. exceeds 25 ºC, the rated power value declines as the following curve.
(The Max. working temp. of polyolefin tube is 125 °C)

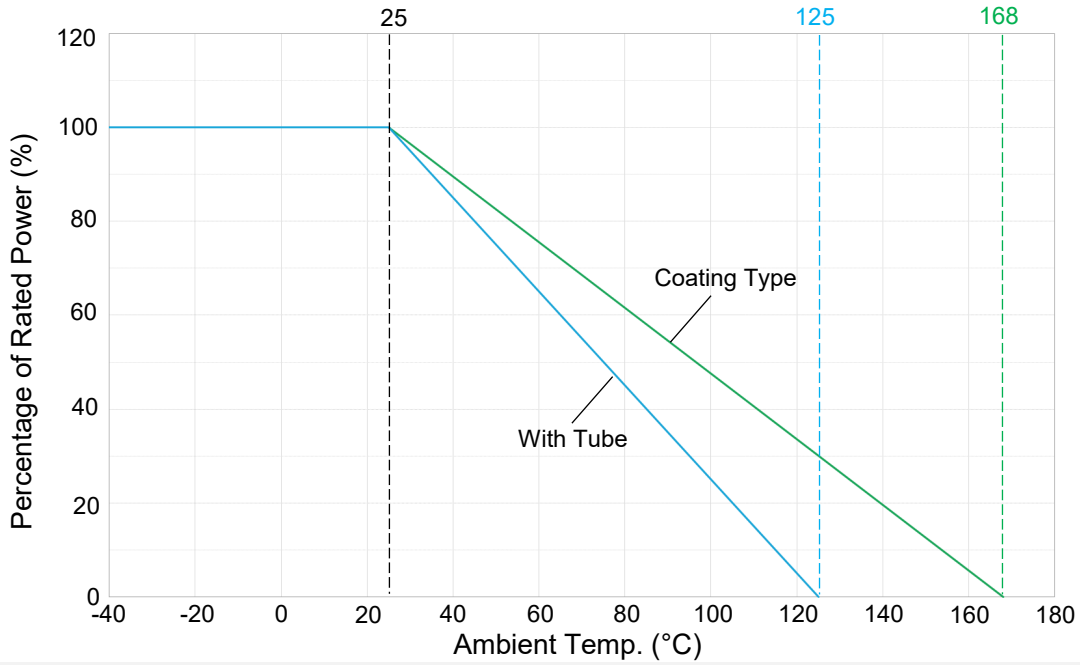

All Rights Reserved by Xiamen SET Electronics Co., Ltd. 2024-2026 V1.0

Specifications

Series	Power Type	Derating Factor (25 °C)	Rated Resistance (R)	Resistance Tolerance	Rated Functioning Temp. (T_f)	Fusing Temp. (T_F)	Agency Information			Environmental Status	
							UL	TUV	CQC	RoHS	REACH
	(W)	(%)	(Ω)	(%)	(°C)	(°C)					
TRXF1 (Axial Type)	1	100	0.1 ~ 0.43	± 5, ± 10	221	216 ~ 221	N/A	●	N/A	●	●
			0.47 ~ 800				●	●	●		

Note: ”●"Means certificated, RoHS & REACH Compliant .

Resistance Selection Table (According to IEC60063-2015, blue font is SETsafe | SETfuse common resistance).

Rated Resistance (Ω)	Code	Rated Resistance (Ω)	Code	Rated Resistance (Ω)	Code	Rated Resistance (Ω)	Code
0.10	R10	1.0	1R0	10	10R	100	100R
0.11	R11	1.1	1R1	11	11R	110	110R
0.12	R12	1.2	1R2	12	12R	120	120R
0.13	R13	1.3	1R3	13	13R	130	130R
0.15	R15	1.5	1R5	15	15R	150	150R
0.16	R16	1.6	1R6	16	16R	160	160R
0.18	R18	1.8	1R8	18	18R	180	180R
0.20	R20	2.0	2R0	20	20R	200	200R
0.22	R22	2.2	2R2	22	22R	220	220R
0.24	R24	2.4	2R4	24	24R	240	240R
0.27	R27	2.7	2R7	27	27R	270	270R
0.30	R30	3.0	3R0	30	30R	300	300R
0.33	R33	3.3	3R3	33	33R	330	330R
0.36	R36	3.6	3R6	36	36R	360	360R
0.39	R39	3.9	3R9	39	39R	390	390R
0.43	R43	4.3	4R3	43	43R	430	430R
0.47	R47	4.7	4R7	47	47R	470	470R
0.51	R51	5.1	5R1	51	51R	510	510R
0.56	R56	5.6	5R6	56	56R	560	560R
0.62	R62	6.2	6R2	62	62R	620	620R
0.68	R68	6.8	6R8	68	68R	680	680R
0.75	R75	7.5	7R5	75	75R	750	750R
0.82	R82	8.2	8R2	82	82R	800	800R
0.91	R91	9.1	9R1	91	91R	N/A	N/A

All Rights Reserved by Xiamen SET Electronics Co., Ltd. 2024-2026 V1.0

Fusing Time Curve (For Reference Only)

Compared with RXF, TRXF can open effectively at lower power multiples to protect the circuit timely.
(ambient temp. 25 °C ± 2 °C)

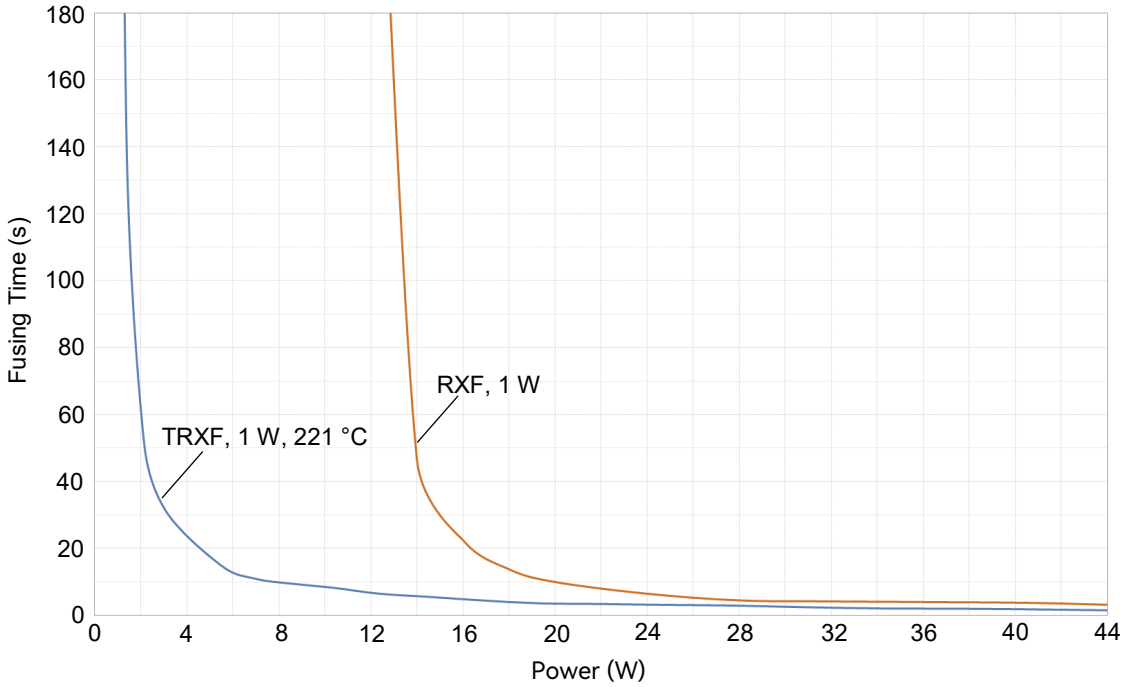

Surface Temp. Curve (For Reference Only)

The surface temp. of TRXF is always at a lower level, when small fault current happens to the device, TRXF is able to open the circuit timely without additional damage (ambient temp. 25 °C ± 2 °C).

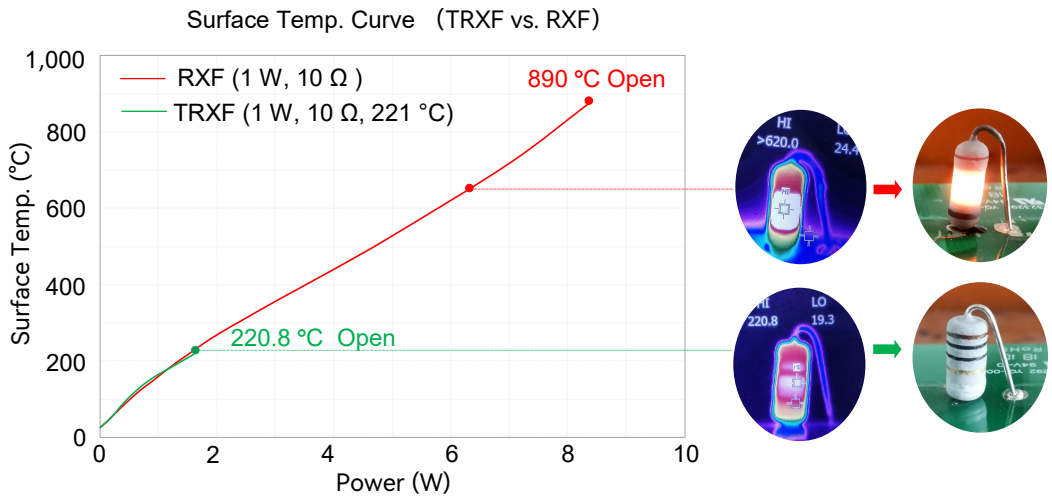

All Rights Reserved by Xiamen SET Electronics Co., Ltd. 2024-2026 V1.0

Packaging Information

Horizontal Taping

Total Length	Item	Box	Carton
60	Quantity (PCS)	1,000	10,000
	Gross Weight (kg)	6.5 ± 10%	
72	Quantity (PCS)	1,000	8,000
	Gross Weight (kg)	6.4 ± 10%	

Tape Dimensions (mm)			
Symbol		Total Length	
		60 mm	72 mm
W		52 ± 2	64 ± 2
L	Coating Type	9.0 ± 1.0	
	With Tube	9.5 ± 1.0	
$\lvert W_1 - W_2 \rvert$		2.0 Max.	

Unit: mm

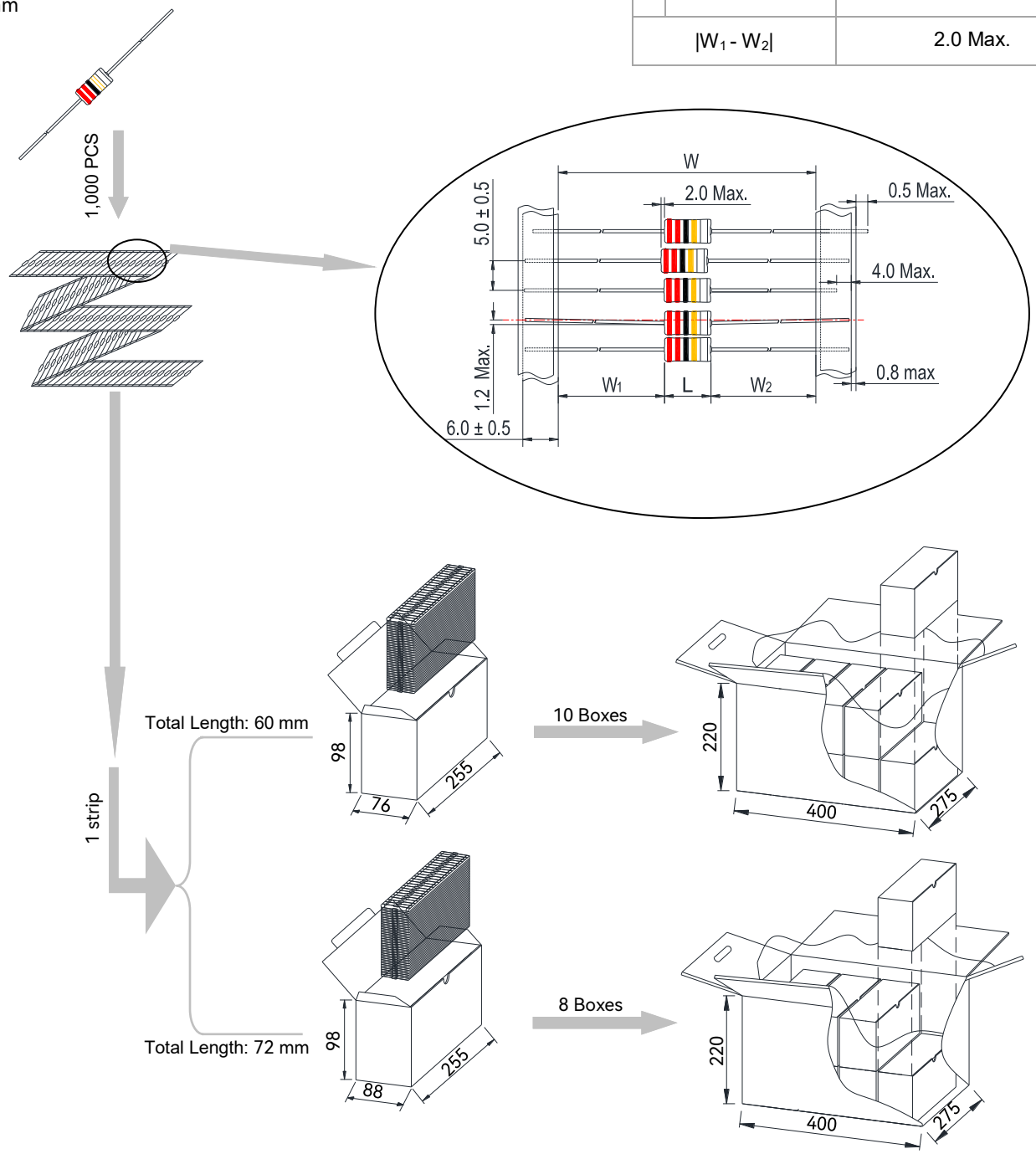

All Rights Reserved by Xiamen SET Electronics Co., Ltd. 2024-2026 V1.0

Packaging Information

Vertical Taping

Item	Box	Carton
Quantity (PCS)	2,000	20,000
Gross Weight (kg)		7.0 ± 10%

Unit: mm

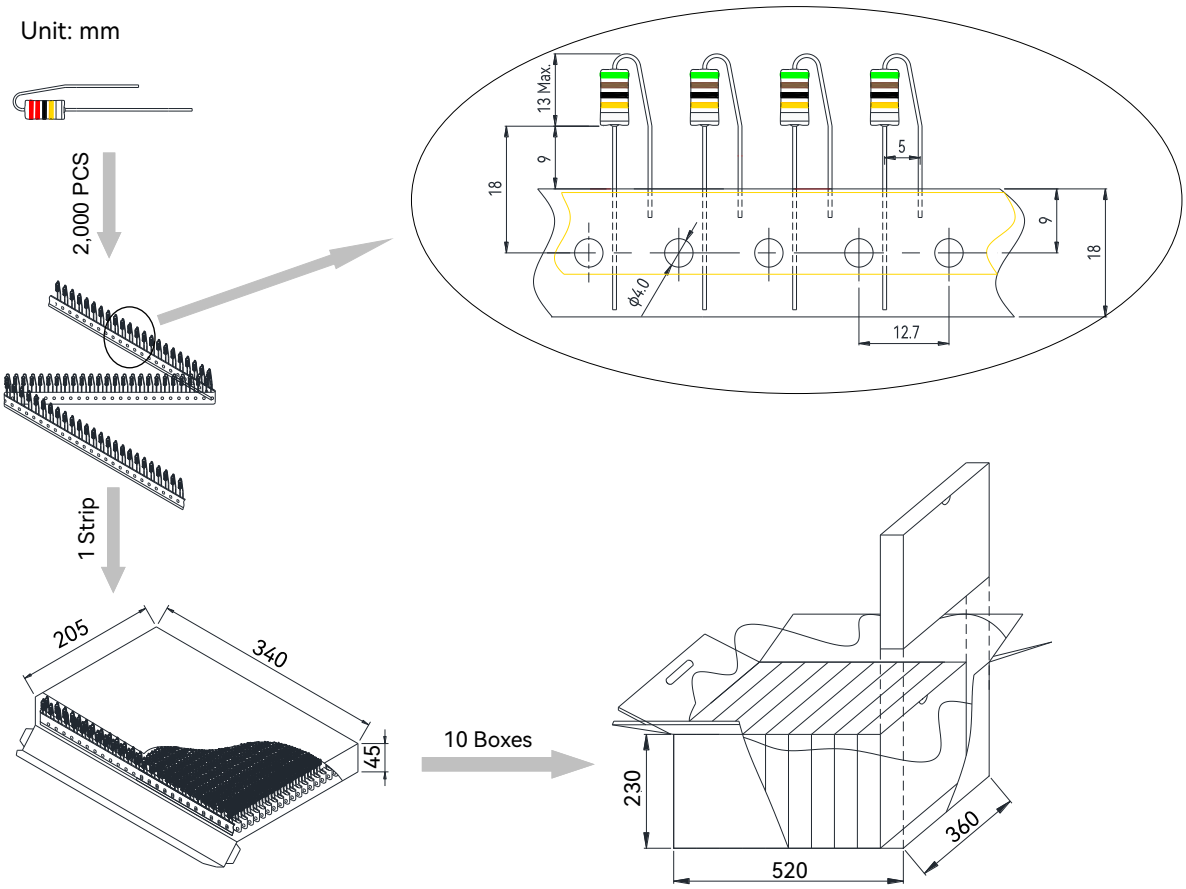

Bulk

Item	Bag	Plastic Tray	Carton
Quantity (PCS)	100	2,000	20,000
Gross Weight (kg)			12.0 ± 10%

Unit: mm

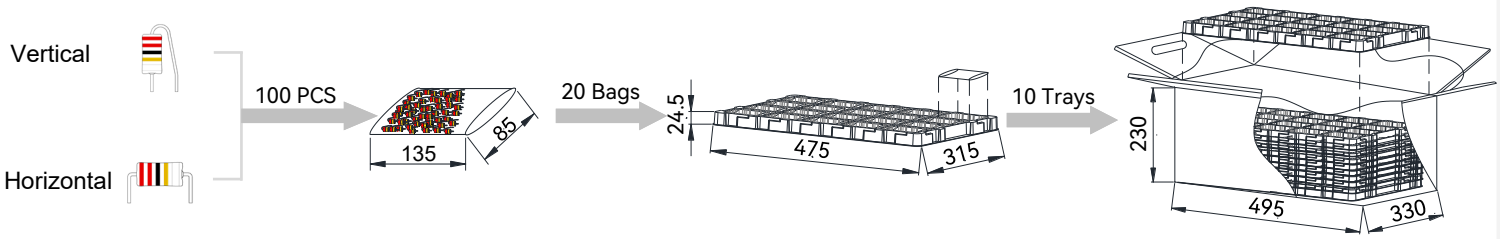

All Rights Reserved by Xiamen SET Electronics Co., Ltd. 2024-2026 V1.0



Description

Thermal-Link & Fusing Resistor (TRXF) is an unique type of Power Resistor, with Over Temp. and Over Current Protections. The Alloy Thermal-Link (ATCO) is built in the core of Fusible Wirewound Resistor (RXF) and in series with RXF.

TRXF is widely used in products such as general lighting, smart homes, small power home appliances, personal care application, security & protection.

SETsafe | SETfuse TRXF has the same physical size as ordinary RXF as well as large fault current protection. Besides, TRXF can effectively solve the hidden danger of continuous abnormal heat that ordinary RXF may cause when small fault current happens. TRXF1 series (Axial Type) Rated Resistance from 0.10 Ω to 1,000 Ω, Rated Functioning Temp: 221 °C, safety certification includes UL, TUV, CQC and complies with RoHS and REACH.

Features

- Over Temp. Protection
- Over Current Protection
- Small Fault Current Protection
- Surge Protection
- Inrush Current Protection
- RoHS & REACH Compliant

Applications

- Adapters
- Switched-Mode Power Supplies
- LED Drives
- Small Power Home Appliances
- Security & Protection

Customization

- Vertical Taping Available
- Leads Forming Types
- Body with Tube

Structure Diagrams

Axial Type

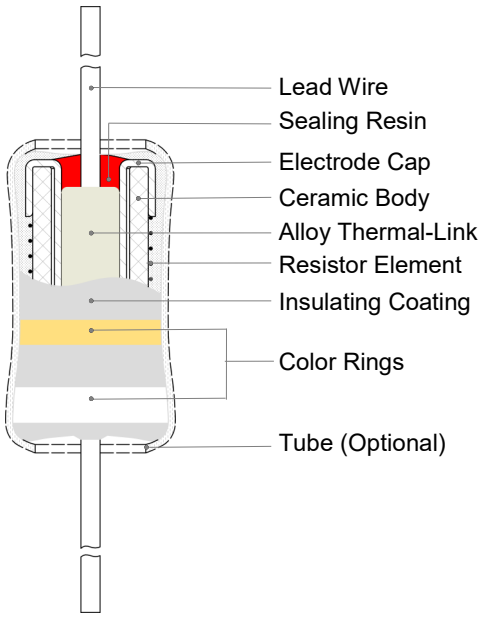

Note: The color of schematic diagram is for reference only

Dimensions（mm）

Coating Type

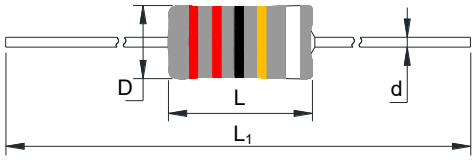

L	L_1[a]	D	d
10.0 ± 1.0	60.0 ± 2.0 / 72.0 ± 2.0	Φ4.4 ± 0.5	Φ0.54 ± 0.05

With Tube

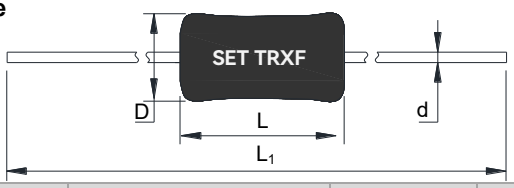

L	L_1[a]	D	d
10.5 ± 1.0	60.0 ± 2.0 / 72.0 ± 2.0	Φ4.6 ± 0.5	Φ0.54 ± 0.05

Note: a - Blue font is SETsafe | SETfuse common length.

All Rights Reserved by Xiamen SET Electronics Co., Ltd. 2024-2026 V1.0

Agency Information

Agency Symbol		Standards	The File No. and certification No. obtained by	Rated Resistance (Ω)
	UL	UL 1412	E324712	0.47 to 1,000
	CQC	SJ 2865	CQC18001205501	0.47 to 1,000
	TUV	EN IEC 60127	R50560302	0.1 to 1,000

Leads Forming Types

A		B		C	
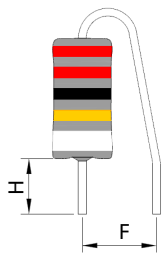		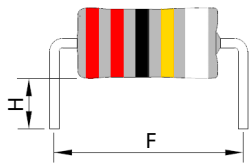		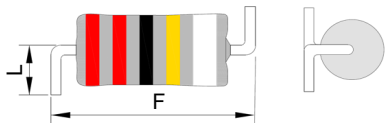	
H (mm)	F (mm)	H (mm)	F (mm)	L (mm)	F (mm)
3.5 ± 0.5	5.0 / 7.5 ± 1.5	3.5 ± 0.5	(12.0 ~ 18.0) ± 0.5	3.0 ± 0.5	13 ± 1
The forming modes and length of lead wires can be customized.					

Marking



Color		The First Number	The Second Number	Multiple	Resistance Tolerance	T_f
	Black	0	0	10^0	N/A	N/A
	Brown	1	1	10^1	N/A	N/A
	Red	2	2	10^2	N/A	N/A
	Orange	3	3	10^3	N/A	N/A
	Yellow	4	4	10^4	N/A	N/A
	Green	5	5	10^5	N/A	N/A
	Blue	6	6	10^6	N/A	N/A
	Purple	7	7	10^7	N/A	N/A
	Grey	8	8	10^8	N/A	N/A
	White	9	9	10^9	N/A	221 ℃
	Gold	N/A	N/A	10^{-1}	J: ±5%	N/A
	Silver	N/A	N/A	10^{-2}	K: ±10%	N/A

All Rights Reserved by Xiamen SET Electronics Co., Ltd. 2024-2026 V1.0

Part Numbering System

TRXF 2 - 4R7 J 30 T D A - 001

Other Options

Tube

A :	Coating Type
B :	With Tube

Case Type

D :	Coating

Packaging Type

T :	Taping
B :	Bulk

ATCO Code

30 :	H31 (221 °C)

Tolerance

J :	±5%	K :	±10%

Rated Resistance (Ω)

R47 :	0.47	47R :	47
4R7 :	4.7	470R :	470

Power Type

2 :	2 W

Product Category

Technical Parameter

Item	Parameter
Power Type (***P***)	2 W
Rated Resistance (***R***)	0.1 Ω ~ 1,000 Ω
Resistance Tolerance	5% (E24), 10% (E12)
Derating Factor (***f***)	See Rated Power Derating Curve
Actual Power (P_0)	$P_0 = P \times f$
Rated Current (I_N)	$I_N = \sqrt{P_0 / R}$
Rated Voltage (U_N)	$U_N = \sqrt{P_0 \times R}$
Fusing Time (less than 60 seconds)	T_f = 221 °C: 4 × P_0
Rated Functioning Temp. (T_f)	221 °C
Fusing Temp. (T_F)	T_f = 221 °C: 216 °C ~ 221 °C
Surge (For Reference) **Note: Combination Wave**	2.0 kV (R > 10 Ω)
	1.0 kV (R ≤ 10 Ω)

Rated Power Derating Curve (For Reference Only)

When the ambient temp. exceeds 25 ºC, the rated power value declines as the following curve.
(The Max. working temp. of polyolefin tube is 125 °C)

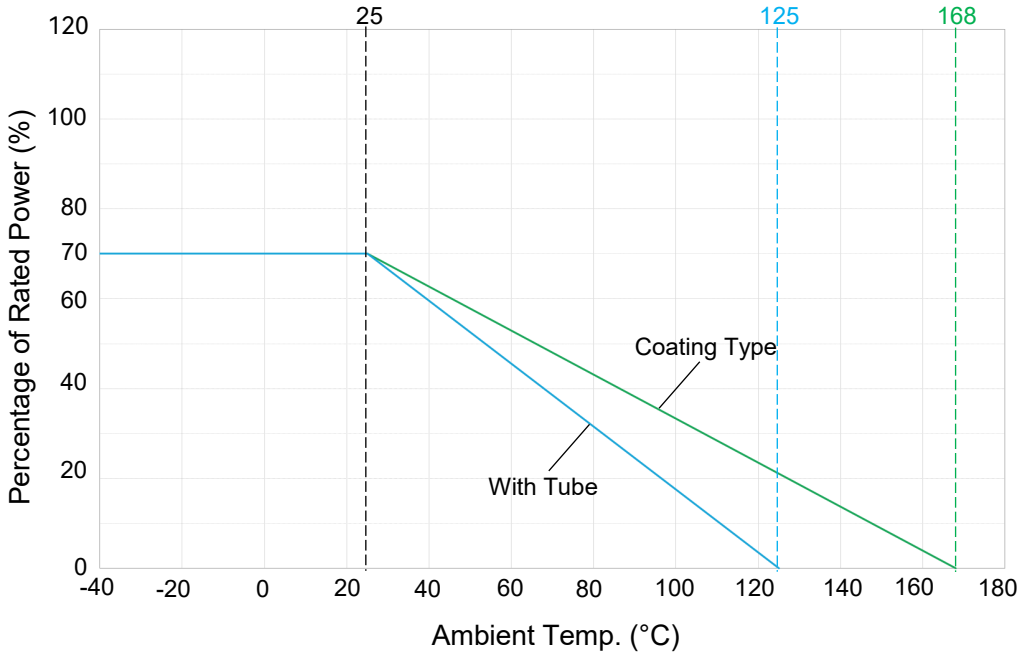

All Rights Reserved by Xiamen SET Electronics Co., Ltd. 2024-2026 V1.0

Specifications

Series	Power Type	Derating Factor (25 °C)	Rated Resistance (R)	Resistance Tolerance	Rated Functioning Temp. (T_f)	Fusing Temp. (T_F)	Agency Information			Environmental Status	
							UL	TUV	CQC	RoHS	REACH
	(W)	(%)	(Ω)	(%)	(°C)	(°C)					
TRXF2 (Axial Type)	2	70	0.1 ~ 0.43	± 5, ± 10	221	216 ~ 221	N/A	●	N/A	●	●
			0.47 ~ 1,000				●	●	●		

Note: ”●"Means certificated, RoHS & REACH Compliant .

Resistance Selection Table (According to IEC60063-2015, blue font is SETsafe | SETfuse common resistance).

Rated Resistance (Ω)	Code	Rated Resistance (Ω)	Code	Rated Resistance (Ω)	Code	Rated Resistance (Ω)	Code
0.10	R10	1.0	1R0	10	10R	100	100R
0.11	R11	1.1	1R1	11	11R	110	110R
0.12	R12	1.2	1R2	12	12R	120	120R
0.13	R13	1.3	1R3	13	13R	130	130R
0.15	R15	1.5	1R5	15	15R	150	150R
0.16	R16	1.6	1R6	16	16R	160	160R
0.18	R18	1.8	1R8	18	18R	180	180R
0.20	R20	2.0	2R0	20	20R	200	200R
0.22	R22	2.2	2R2	22	22R	220	220R
0.24	R24	2.4	2R4	24	24R	240	240R
0.27	R27	2.7	2R7	27	27R	270	270R
0.30	R30	3.0	3R0	30	30R	300	300R
0.33	R33	3.3	3R3	33	33R	330	330R
0.36	R36	3.6	3R6	36	36R	360	360R
0.39	R39	3.9	3R9	39	39R	390	390R
0.43	R43	4.3	4R3	43	43R	430	430R
0.47	R47	4.7	4R7	47	47R	470	470R
0.51	R51	5.1	5R1	51	51R	510	510R
0.56	R56	5.6	5R6	56	56R	560	560R
0.62	R62	6.2	6R2	62	62R	620	620R
0.68	R68	6.8	6R8	68	68R	680	680R
0.75	R75	7.5	7R5	75	75R	750	750R
0.82	R82	8.2	8R2	82	82R	800	800R
0.91	R91	9.1	9R1	91	91R	910	910R

All Rights Reserved by Xiamen SET Electronics Co., Ltd. 2024-2026 V1.0

Fusing Time Curve (For Reference Only)

Compared with RXF, TRXF can open effectively at lower power multiples to protect the circuit timely.
(ambient temp. 25 °C ± 2 °C)

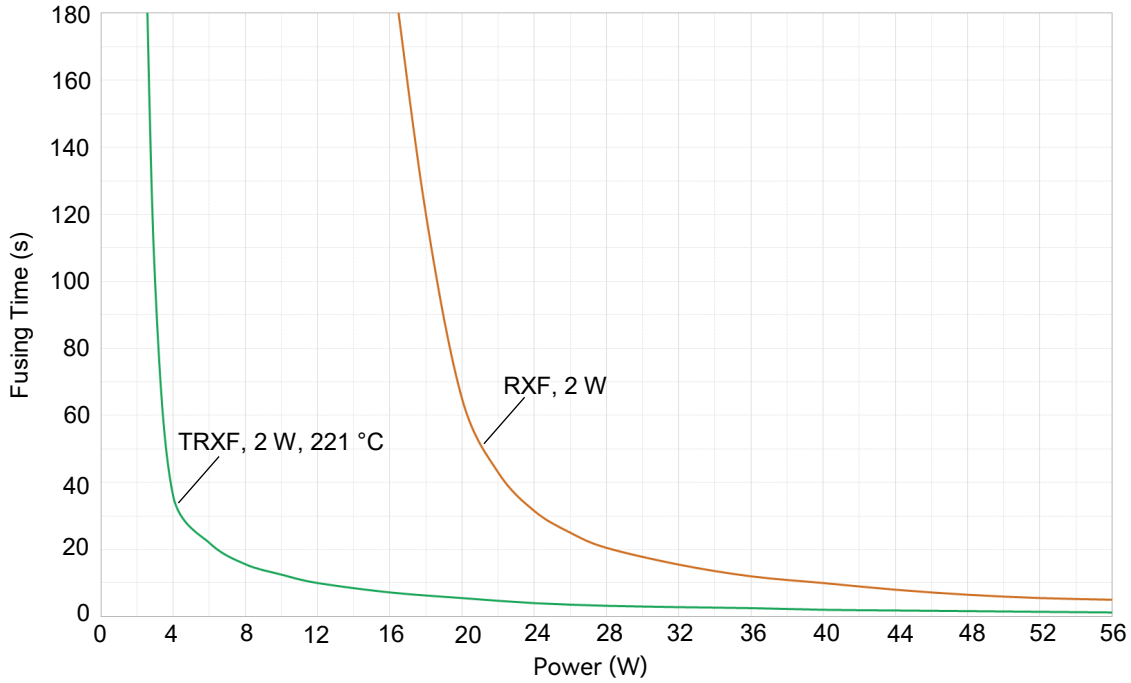

Surface Temp. Curve (For Reference Only)

The surface temp. of TRXF is always at a lower level, when small fault current happens to the device, TRXF is able to open the circuit timely without additional damage (ambient temp. 25 °C ± 2 °C).

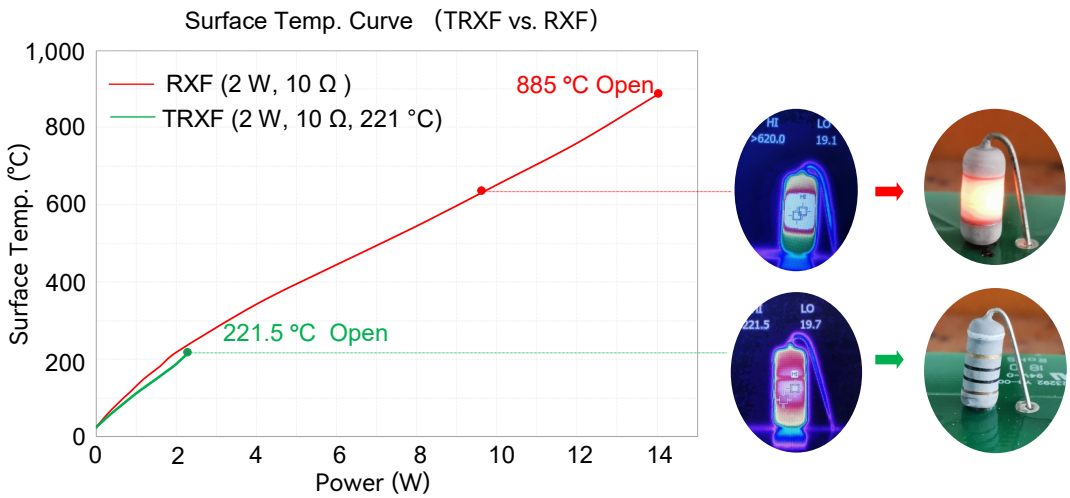

All Rights Reserved by Xiamen SET Electronics Co., Ltd. 2024-2026 V1.0

Packaging Information

Horizontal Taping

Tota Length	Item	Box	Carton
60	Quantity (PCS)	1,000	10,000
	Gross Weight (kg)	7 ± 10%	
72	Quantity (PCS)	1,000	8,000
	Gross Weight (kg)	6.9 ± 10%	

Tape Dimensions (mm)			
Symbol		Total Length	
		60 mm	72 mm
W		52 ± 2	64 ± 2
L	Coating Type	10.0 ± 1.0	
	With Tube	10.5 ± 1.0	
$\lvert W_1 - W_2 \rvert$		2.0 Max.	

Unit: mm

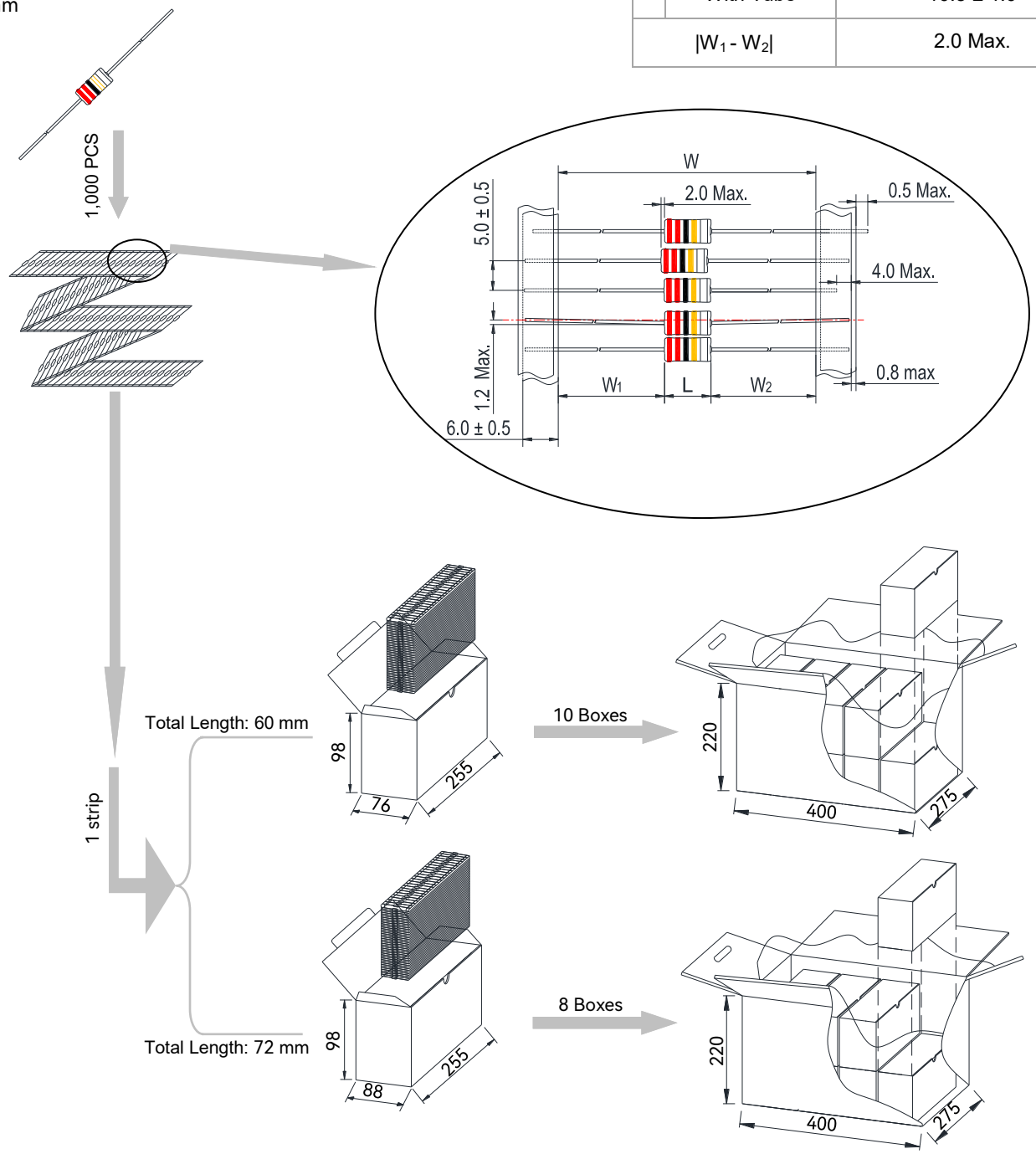

All Rights Reserved by Xiamen SET Electronics Co., Ltd. 2024-2026 V1.0

Packaging Information

Vertical Taping

Item	Box	Carton
Quantity (PCS)	2,000	20,000
Gross Weight (kg)		7.5 ± 10%

Unit: mm

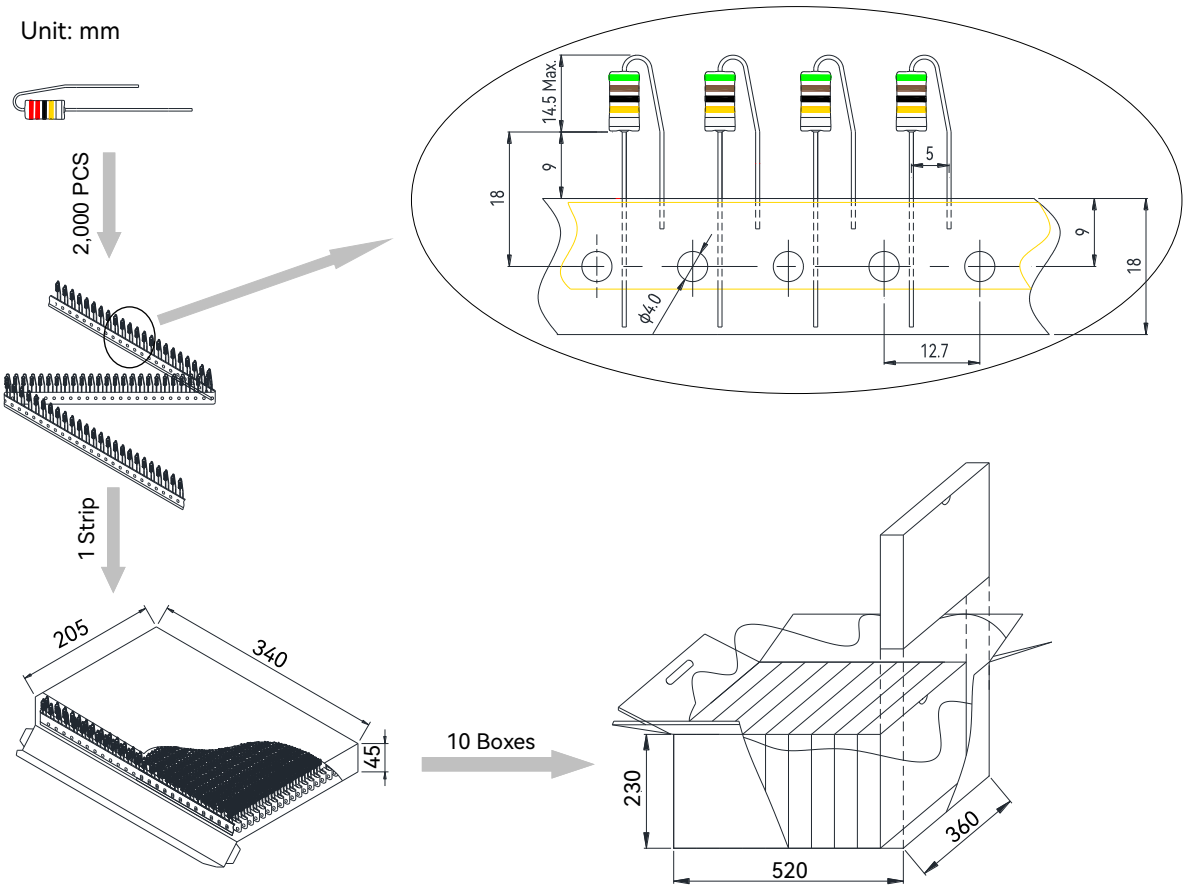

Bulk

Item	Bag	Plastic Tray	Carton
Quantity (PCS)	100	2,000	20,000
Gross Weight (kg)			12.5 ± 10%

Unit: mm

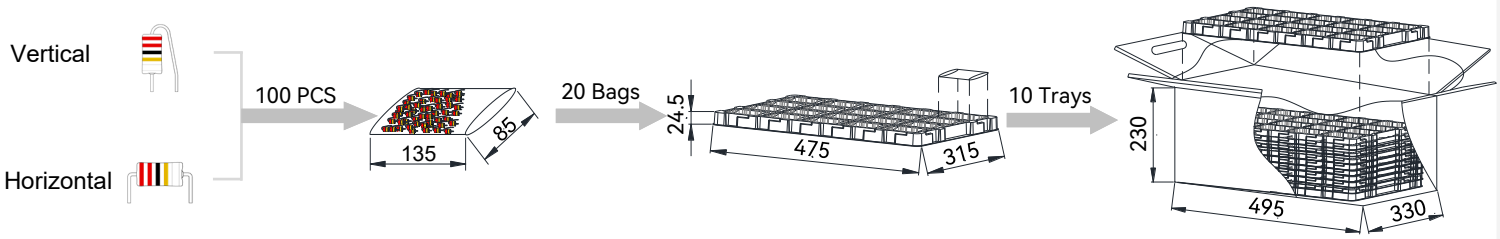

All Rights Reserved by Xiamen SET Electronics Co., Ltd. 2024-2026 V1.0

www.SETsafe.com
www.SETfuse.com

20+

OVER 20 YEARS OF DESIGNING, MANUFACTURING AND SELLING OF CIRCUIT PROTECTION COMPONENTS

40+

SOLD TO MORE THAN 40 COUNTRIES AND REGIONS

Automatic

AUTOMATIC PROCESS PRODUCTION

500

A BRAND CHOSEN BY FORTUNE 500 COMPANIES

SET safe | SET fuse

NO. 8067, 8001 West Xiang'an Road,Torch High-tech industrial District, Xiang'an 361101 Xiamen P.R. China
+ 86 592-5715-838 sales@SETfuse.com

All Rights Reserved by Xiamen SET Electronics Co., Ltd. Ver. 2024 - 2026