Cartridge Fuse-links (CFL)

Cartridge Fuse-links (CFL) is a type of overcurrent protection electronic component. It is in series in the circuit, generally requires small resistance (small power consumption), when the circuit is working normally, it is equivalent to a wire, can lead the power line stably for a long time; When the circuit is unstable or external interference caused by current fluctuations, it should also be able to withstand a certain range of overload or pulse current; Only when there is an obvious overload or short circuit in the circuit, the CFL will act to protect the circuit by cutting off the current.

CFL is widely used in power supply, home appliances, general lighting, smart home, office equipment, power tools, medical equipment, instrumentation, AC charging pile, micro inverter and other fields of overcurrent protection, with small size, compact structure, good breaking ability, stable and reliable performance.

Technical specifications of Cartridge Fuse-links (CFL) available from SETsafe | SETfuse: rated current (0.4~50) A, rated voltage (125~600) VAC, (75~1000) VDC, safety certification including cURus, VDE, KC, CCC, CQC, TUV, and meet RoHS, REACH requirements.

All Rights Reserved by Xiamen SET Electronics Co., Ltd. 2024-2026 V1.2

Catalogue

1 Feature & Model List Overview 3
2 Glossary 6
3 Reliability Test 7
4 Attention 8
5 Product Series 10
5.1 SCF632A(P) Series 10
5.2 SCF632(P) Series 13
5.3 SCF632H Series 17
5.4 SC625 Series 20
5.5 SCF625(P) Series 23
5.6 SCT520(P) Series 27
5.7 SCF520(P) Series 31
5.8 SGT520 Series 35
5.9 SGF520 Series 39

All Rights Reserved by Xiamen SET Electronics Co., Ltd. 2024-2026 V1.2

Miniature Fuses

Cartridge Fuse-links (CFL)

Cartridge Fuse-links (CFL) Features & Model List Overview

Rated Current I_n (A) \ Page	17	10	10	13	13
50.00	○	○	○	○	○
40.00	○	○	○	○	○
30.00	○	SCF632A30A	SCF632AP30A	SCF63230A	SCF632P30A
25.00	○	SCF632A25A	SCF632AP25A	SCF63225A	SCF632P25A
21.00	○	○	○	SCF63221A	SCF632P21A
20.00	○	SCF632A20A	SCF632AP20A	SCF63220A	SCF632P20A
16.00	○	SCF632A16A	SCF632AP16A	SCF63216A	SCF632P16A
15.00	○	SCF632A15A	SCF632AP15A	SCF63215A	SCF632P15A
13.00	○	○	○	○	○
12.50	○	○	○	SCF63212.5A	SCF632P12.5A
12.00	○	○	○	SCF63212A	SCF632P12A
10.00	○	○	○	SCF63210A	SCF632P10A
8.00	○	○	○	SCF6328A	SCF632P8A
7.00	○	○	○	○	○
6.30	○	○	○	SCF6326.3A	SCF632P6.3A
6.00	○	○	○	SCF6326A	SCF632P6A
5.00	○	○	○	SCF6325A	SCF632P5A
4.00	○	○	○	SCF6324A	SCF632P4A
3.15	○	○	○	SCF6323.15A	SCF632P3.15A
3.00	SCF632H3.15A	○	○	○	○
2.50	SCF632H2.5A	○	○	SCF6322.5A	SCF632P2.5A
2.00	SCF632H2A	○	○	SCF6322A	SCF632P2A
1.60	SCF632H1.6A	○	○	SCF6321.6A	SCF632P1.6A
1.25	SCF632H1.25A	○	○	SCF6321.25A	SCF632P1.25A
1.00	SCF632H1A	○	○	SCF6321A	SCF632P1A
0.80	SCF632H0.8A	○	○	○	○
0.63	○	○	○	○	○
0.50	○	○	○	○	○
0.40	○	○	○	○	○
0.315	○	○	○	○	○
0.25	○	○	○	○	○
0.20	○	○	○	○	○
0.16	○	○	○	○	○
0.125	○	○	○	○	○
0.10	○	○	○	○	○
U_r Rated Voltage (VAC) (VDC)	1000 VDC	(250 ~ 500) VAC (250 ~ 600) VDC		(250 ~ 600) VAC (250 ~ 600) VDC	
Time Feature	Fast Acting	/		/	
Tube Material	Ceramic				
Standards	UL	IEC / UL			
Breaking Capacity	50 kA	10 kA ~ 30 kA		1000 A ~ 50 kA	
Physical Size (mm)	Φ6.35 × 31.8				
Product Structure					

Model

Remark: Please refer to each product series specification page for complete models

All Rights Reserved by Xiamen SET Electronics Co., Ltd. 2024-2026 V1.2

Miniature Fuses

Cartridge Fuse-links (CFL)

Cartridge Fuse-links (CFL) Features & Model List Overview

Rated Current I_n (A) \ Page	20	20	17	36	32
50.00	SCF625F50A	SCF625PF50A	○	○	○
40.00	SCF625F40A	SCF625PF40A	○	○	○
30.00	SCF625F30A	SCF625PF30A	○	○	○
25.00	SCF625F25A	SCF625PF25A	○	○	○
21.00	○	○	○	○	○
20.00	SCF625F20A	SCF625PF20A	○	SGF520-20A (-L)	SGT520-20A (-L)
16.00	SCF625F16A	SCF625PF16A	○	SGF520-16A (-L)	SGT520-16A (-L)
15.00	SCF625F15A	SCF625PF15A	○	SGF520-15A (-L)	SGT520-15A (-L)
13.00	○	○	SC625FM13A	○	○
12.50	SCF625F12.5A	SCF625PF12.5A	○	SGF520-12.5A (-L)	SGT520-12.5A (-L)
12.00	SCF625F12A	SCF625PF12A	○	SGF520-12A (-L)	SGT520-12A (-L)
10.00	SCF625F10A	SCF625PF10A	SC625FM10A	SGF520-10A (-L)	SGT520-10A (-L)
8.00	SCF625F8A	SCF625PF8A	○	SGF520-8A (-L)	SGT520-8A (-L)
7.00	○	○	SC625FM7A	○	○
6.30	SCF625F6.3A	SCF625PF6.3A	○	SGF520-6.3A (-L)	SGT520-6.3A (-L)
6.00	SCF625F6A	SCF632PF6A	○	○	○
5.00	SCF625F5A	SCF625PF5A	SC625FM5A	SGF520-5A (-L)	SGT520-5A (-L)
4.00	○	○	○	SGF520-4A (-L)	SGT520-4A (-L)
3.15	○	○	○	SGF520-3.15A (-L)	SGT520-3.15A (-L)
3.00	○	○	SC625FM3A	○	○
2.50	○	○	○	SGF520-2.5A (-L)	SGT520-2.5A (-L)
2.00	○	○	○	SGF520-2A (-L)	SGT520-2A (-L)
1.60	○	○	○	SGF520-1.6A (-L)	SGT520-1.6A (-L)
1.25	○	○	○	SGF5201.25A (-L)	SGT520-1.25A (-L)
1.00	○	○	○	SGF520-1A (-L)	SGT520-1A (-L)
0.80	○	○	○	SGF520-800mA (-L)	SGT520-800mA (-L)
0.63	○	○	○	SGF520-630mA (-L)	SGT520-630mA (-L)
0.50	○	○	○	SGF520-500mA (-L)	SGT520-500mA (-L)
0.40	○	○	○	○	○
0.315	○	○	○	○	○
0.25	○	○	○	○	○
0.20	○	○	○	○	○
0.16	○	○	○	○	○
0.125	○	○	○	○	○
0.10	○	○	○	○	○
U_r Rated Voltage (VAC) (VDC)	250 VAC (75 ~ 400) VDC		264 VAC	250 VAC	
Time Feature	Fast Acting		Time-Lag	Fast Acting	Time-Lag
Tube Material	Ceramic		Ceramic	Glass	
Standards	UL		IEC / BS	IEC / UL	
Breaking Capacity	300 A ~ 10 kA		6 kA	35 A ~ 200 A	
Physical Size (mm)	Φ6.35 × 25.4		Φ6.35 × 25.4	Φ5 × 20	
Product Structure	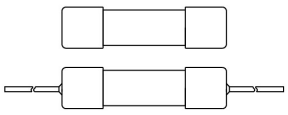			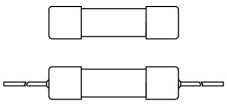	

Remark: Please refer to each product series specification page for complete models

Model

All Rights Reserved by Xiamen SET Electronics Co., Ltd. 2024-2026 V1.2

Cartridge Fuse-links (CFL) Features & Model List Overview

Rated Current I_n (A) \ Page	28	28	24	24
50.00	○	○	○	○
40.00	○	○	○	○
30.00	○	○	SCT520T30A	SCT520PT30A
25.00	SCF520F25A	SCF520PF25A	SCT520T25A	SCT520PT25A
21.00	○	○	○	○
20.00	SCF520F20A	SCF520PF20A	SCT520T20A	SCT520PT20A
16.00	SCF520F16A	SCF520PF16A	SCT520T16A	SCT520PT16A
15.00	SCF520F15A	SCF520PF15A	SCT520T15A	SCT520PT15A
13.00	○	○	○	○
12.50	SCF520F12.5A	SCF520PF12.5A	SCT520T12.5A	SCT520PT12.5A
12.00	SCF520F12A	SCF520PF12A	SCT520T12A	SCT520PT12A
10.00	SCF520F10A	SCF520PF10A	SCT520T10A	SCT520PT10A
8.00	SCF520F8A	SCF520PF8A	SCT520T8A	SCT520PT8A
7.00	○	○	○	○
6.30	SCF520F6.3A	SCF520PF6.3A	SCT520T6.3A	SCT520PT6.3A
6.00	○	○	○	○
5.00	SCF520F5A	SCF520PF5A	SCT520T5A	SCT520PT5A
4.00	SCF520F4A	SCF520PF4A	SCT520T4A	SCT520PT4A
3.15	SCF520F3.15A	SCF520PF3.15A	SCT520T3.15A	SCT520PT3.15A
3.00	SCF520F3A	SCF520PF3A	SCT520T3A	SCT520PT3A
2.50	SCF520F2.5A	SCF520PF2.5A	SCT520T2.5A	SCT520PT2.5A
2.00	SCF520F2A	SCF520PF2A	SCT520T2A	SCT520PT2A
1.60	SCF520F1.6A	SCF520PF1.6A	SCT520T1.6A	SCT520PT1.6A
1.25	SCF520F1.25A	SCF520PF1.25A	SCT520T1.25A	SCT520PT1.25A
1.00	SCF520F1A	SCF520PF1A	SCT520T1A	SCT520PT1A
0.80	SCF520F800mA	SCF520PF800mA	SCT520T800mA	SCT520PT800mA
0.63	SCF520F630mA	SCF520PF630mA	SCT520T630mA	SCT520PT630mA
0.50	SCF520F500mA	SCF520PF500mA	SCT520T500mA	SCT520PT500mA
0.40	SCF520F400mA	SCF520PF400mA	SCT520T400mA	SCT520PT400mA
0.315	○	○	○	○
0.25	○	○	○	○
0.20	○	○	○	○
0.16	○	○	○	○
0.125	○	○	○	○
0.10	○	○	○	○
U_r Rated Voltage (VAC) (VDC)	(125 ~ 600) VAC (125 ~ 600) VDC		(125 ~ 500) VAC (125 ~ 500) VDC	
Time Feature	Fast Acting		Time-Lag	
Tube Material	Ceramic			
Standards	IEC / UL			
Breaking Capacity	200 A ~ 5 kA		200 A ~ 10 kA	
Physical Size (mm)	Φ5 × 20			
Product Structure				

Model

Remark: Please refer to each product series specification page for complete models

All Rights Reserved by Xiamen SET Electronics Co., Ltd. 2024-2026 V1.2

Glossary

Item	Description
Fuse	A device, by the fusing of one or more of its specially designed and proportioned components, opens the circuit in which it is inserted by breaking the current when this exceeds a given value for a sufficient time. —(IEC 60127)
Rated Current	The rated current of a fuse identifies its current-carrying capacity based on a controllable set of test conditions. Each fuse is marked with its rated current, this rating can be identified with a numeric, alpha, or color code mark. —(IEC 60127)
Rated Voltage	A Max. open circuit voltage in which a fuse can be used, yet safely interrupt an overcurrent. Exceeding the voltage rating of a fuse impairs its ability to clear an overload or short circuit safely. —(IEC 60127)
Ampere Squared Seconds I^2t	The melting, arcing, or clearing integral of a fuse, termed I^2t, is the thermal energy required to melt, arc, or clear a specific current. It can be expressed as melting I^2t, arcing I^2t or the sum of them, clearing I^2t. —(IEC 60127)
Overload	Can be classified as an overcurrent which exceeds the normal full load current of a circuit by 2 to 5 times its magnitude and stays within the normal current path. —(UL 248)
Overcurrent	A condition which exists in an electrical circuit when the normal load current is exceeded. Overcurrent take on two separate characteristics-overloads and short circuits. —(UL 248)
Short Circuit	An overcurrent that leaves the normal current path and greatly exceeds the normal full load current of the circuit by a factor of tens, hundreds, or thousands times. —(UL 248)
Breaking Capacity of a Fuse-link	Value (r.m.s. for AC) of prospective current that a fuse-link is capable of breaking at a stated voltage under prescribed conditions of use and behaviour. —(IEC 60127)

All Rights Reserved by Xiamen SET Electronics Co., Ltd. 2024-2026 V1.2

Reliability Test

No.	Items	Inspection Standards	Standards
1	High Temp. Test	Test Condition: Temperature: (105 ± 2) °C Time: 1000 hours Test Requirement: After the test, the voltage drop shall not have changed by more than 10% of the value measured before the test. The clearing time of the fuse shall be in range.	MIL-STD-202(Test Method 108) GJB360B(Test Method 108)
2	High Humidity Test	Test Condition: Temperature: (40 ± 2) °C Humidity: 90% to 95% Time: 96 hours Test Requirement: After the test, the voltage drop shall not have changed by more than 10 % of the value measured before the test. The clearing time of the fuse shall be in range.	MIL-STD-202(Test Method 103) GJB360B(Test Method 103)
3	Thermal Shock Test	Test Condition: Per Cycle: -55 °C / 30 minutes, 125 °C / 30 minutes Time: 100 Cycles Test Requirement: After the test, the voltage drop shall not have changed by more than 10 % of the value measured before the test. The clearing time of the fuse shall be in range.	MIL-STD-202(Test Method 107) GJB360B(Test Method 107)

All Rights Reserved by Xiamen SET Electronics Co., Ltd. 2024-2026 V1.2

ATTENTION

Inspection

Cold Resistance Test

a. Applied current shall be less than 10% of rated current, at ambient Temp. of (23±2) °C.

b. 4-Wire Resistance Measurement.

Usage

a. Do not touch the fuse body or lead wire when power on, avoiding scald or electric shock.

b. The air pressure is 80 kPa to 106 kPa, corresponding to the altitude of +2000 m to -500 m.

Replacement

For safety reasons, the Fuse is a non-resettable product, please ensure that the alternative Fuse is the same type when replace it.

Storage

Fuse storage should avoid high temperature, high humidity, direct sunlight, and corrosive gases, so as not to affect the solderability of the lead wire. Please use them up within 1 year after receiving the goods.

Installation

Do not apply mechanical stress to the fuse body during or after the installation.

Installation Position

Do not install the fuse on an assembly that may often subject to severe continuous vibration or with corrosive gases (NH_3, SO_2, Cl_2 etc.).

All Rights Reserved by Xiamen SET Electronics Co., Ltd. 2024-2026 V1.2

Soldering Parameters

Wave soldering Parameters (For Reference Only)

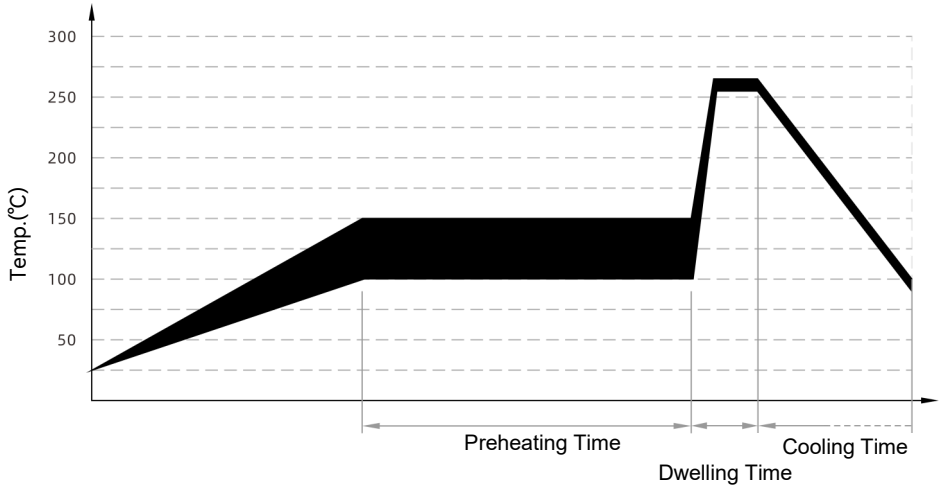

Item	Temp. （°C）	Time （second）
Preheating	100 ~ 150	60 ~ 180
Dwelling	255 ~ 265	4 ~ 8

Recommended Soldering Parameters

Solder Iron Temp.: (350 ± 5) °C

Soldering Time: 5 seconds, Max.

Lead Wire Bending

If the lead wire has to be bent, please pay attention to the distance between body and the bending point. Refer to the following table.

Axial Type			
d	≤ Φ 1.0 mm	> Φ 1.0 mm	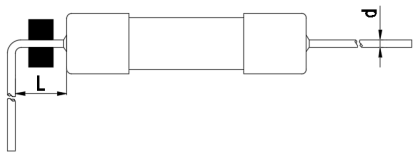
L	≥ 3 mm	≥ 5 mm	

All Rights Reserved by Xiamen SET Electronics Co., Ltd. 2024-2026 V1.2

Miniature Fuses
Cartridge Fuse-links (CFL)

SCF632A(P) Series, High Speed, Ceramic Tube

Dimensions (mm)

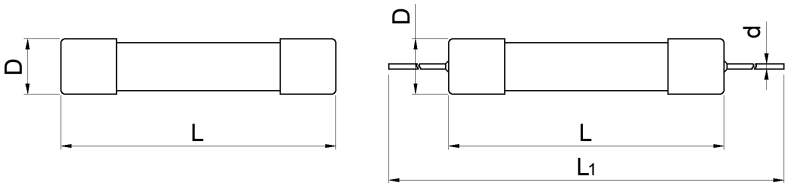

L	L_1	D	d
31.8 ± 1.0	108 ± 2	Φ6.35 ± 0.20	< 20 A: Φ0.80 ± 0.05 ≥20 A ~ 30 A: Φ1.00 ± 0.05

Description

Φ6.35 × 31.8 mm, High Speed, high breaking capacity cartridge fuse, designed to IEC, UL and GB/T standards.

Key Features

- Body Size: Φ6.35 × 31.8 mm
- High Breaking Capacity
- Ceramic Tube Construction
- Low I^2t, Quick Break
- Designed to UL 248-14 / IEC 60127-7 / GB/T 9364.7
- Lead-free (Pb-free)
- RoHS and REACH Compliant

Applications

- Uninterruptible Power Supplies (UPS)
- Three-phase Power Supplies
- Industrial Control Panels
- Motor Protection
- Variable Frequency Drives
- Power Conversion Equipment such as Inverters, Rectifiers, etc.
- Energy Storge and Battery Management Systems
- Charging Pile

Structure

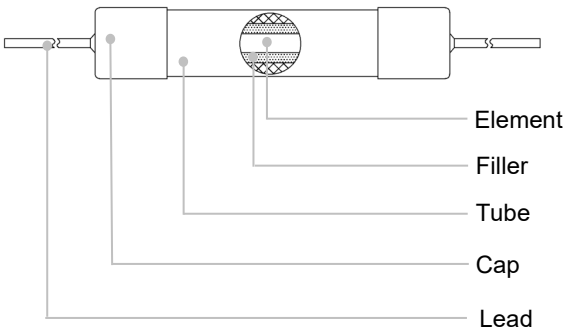

Product Number System

SCF632A30A500V

- Rated Voltage
- Rated Current
- Product Series
  - SCF632A: Cartridge Type
  - SCF632AP: Axial Lead Type

Time/Current Characteristic

% of Ampere Rating	Ampere Rating	Opening Time
100%	15 A~30 A	4 hours, Min.
150%	15 A~30 A	30 minutes, Max.
200%	15 A~30 A	30 minutes, Max.
300%	15 A~30 A	10 seconds, Max.

Agency Approvals

Agency Symbol	The file No. and certification No. obtained by SETsafe|SETfuse	Ampere Range
c UL us	Pending	15 A ~ 30 A
CQC	Pending	15 A ~ 30 A
	Pending	15 A ~ 30 A

All Rights Reserved by Xiamen SET Electronics Co., Ltd. 2024-2026 V1.2

Specifications

Series	Rated Current (A)	Rated Breaking Capacity [a]	Average Typical Melting I^2t [b] (A²sec)	Agency Approvals: cURus	Agency Approvals: CQC	Agency Approvals: TUV	Environmental: RoHS	Environmental: REACH
SCF632A(P)	15	10 kA @ 500 / 400 / 350 / 300 / 250 VAC 30 kA @ 600 / 500 / 400 / 350 / 300 / 250 VDC	69	○	○	○	●	●
SCF632A(P)	16		71	○	○	○	●	●
SCF632A(P)	20		140	○	○	○	●	●
SCF632A(P)	25		210	○	○	○	●	●
SCF632A(P)	30		280	○	○	○	●	●

Remark:

a: Third party test report.

b: I^2t value is measured at 10 I_N.

○: Pending, RoHS and REACH Compliant.

Time Current Curve

For Reference Only

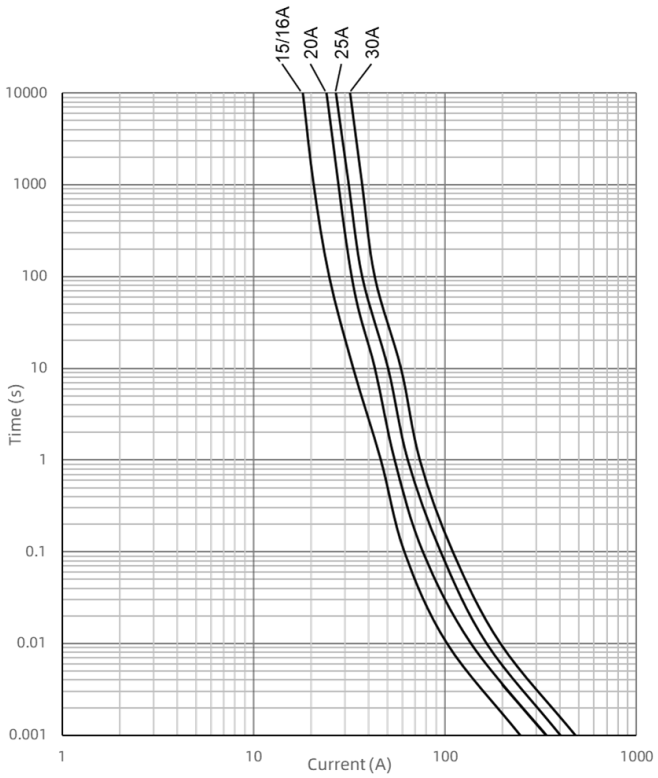

Rated Current Derating Curve

For Reference Only

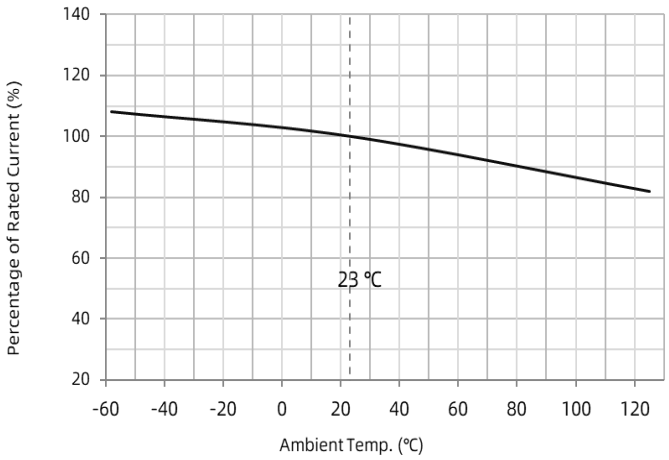

All Rights Reserved by Xiamen SET Electronics Co., Ltd. 2024-2026 V1.2

Packaging Information

Dimensions (mm)

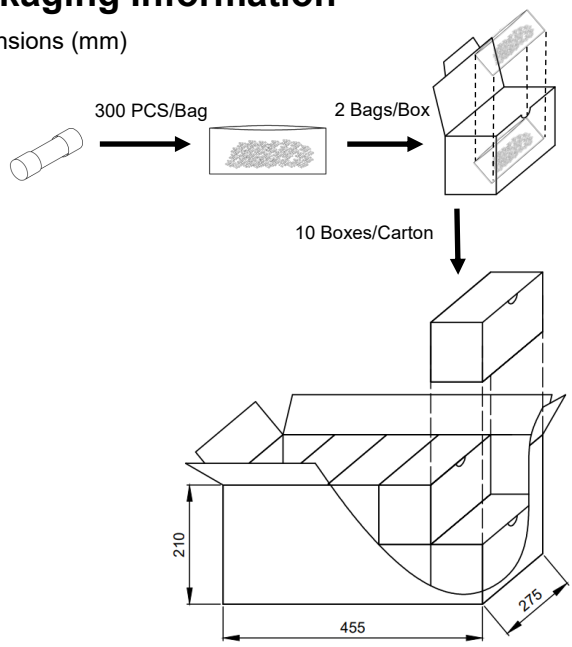

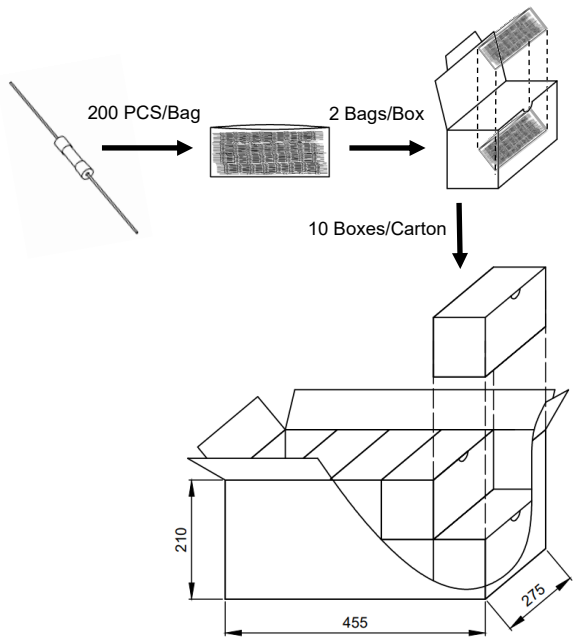

Cartridge Type			
Item	PE Bag	Box	Carton
Q'ty (PCS)	300	600	6,000
Gross Weight (kg)	18.5×(1±10%)		

Axial Lead Type			
Item	PE Bag	Box	Carton
Q'ty (PCS)	200	400	4,000
Gross Weight (kg)	15×(1±10%)		

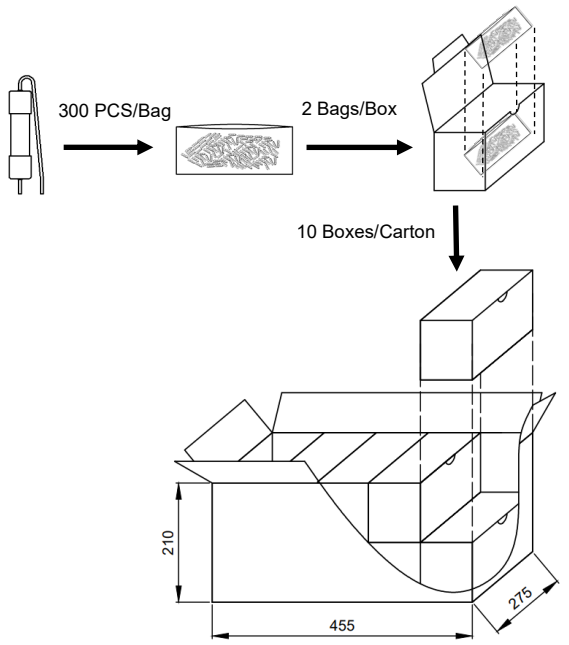

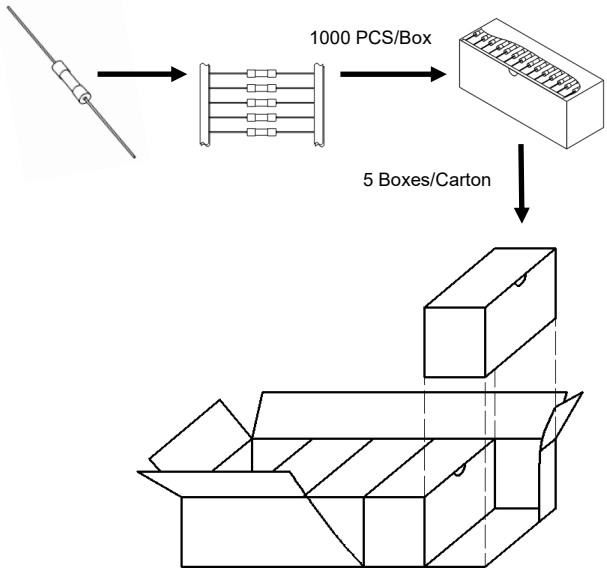

Bending Molding Type (Vertical or Horizontal)			
Item	PE Bag	Box	Carton
Q'ty (PCS)	300	600	6,000
Gross Weight (kg)	20×(1±10%)		

Taping Type		
Item	Box	Carton
Q'ty (PCS)	1,000	5,000
Gross Weight (kg)	18×(1±10%)	

All Rights Reserved by Xiamen SET Electronics Co., Ltd. 2024-2026 V1.2

Miniature Fuses

Cartridge Fuse-links (CFL)

SCF632(P) Series, Ceramic Tube

Dimensions (mm)

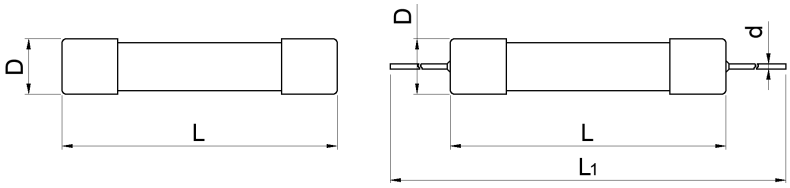

L	L_1[a]	D	d
31.8 ± 1.0	108 ± 2	Φ6.35 ± 0.20	≤16 A: Φ0.80 ± 0.05 >16 A ~ 30 A: Φ1.00 ± 0.05

Note: a - Lead length can be customized.

Description

Φ6.35 × 31.8 mm, high breaking capacity cartridge fuse, Designed to IEC, GB/T and UL standards.

Key Features

- Body Size: Φ6.35 × 31.8 mm
- High Breaking Capacity, Rated Voltage: Up to 600 V
- Single Cap and Body Printing
- Designed to UL 248-14 / IEC 60127-7(GB/T 9364.7)
- Lead-free (Pb-free), RoHS and REACH Compliant

Applications

- Power Supply
- Household Appliance
- Smart Home
- Office Equipment
- Electric Tool
- Medical Equipment
- SPD
- OBC

Structure

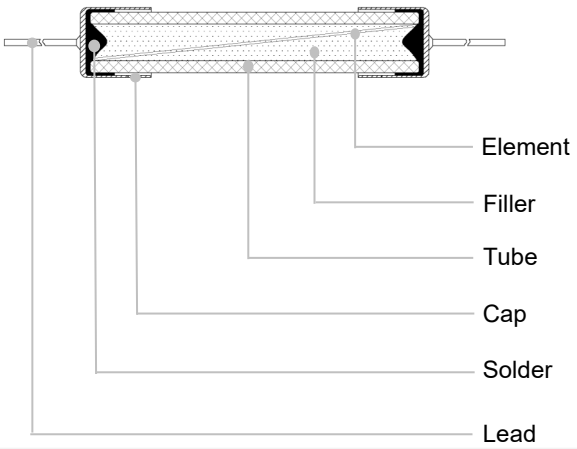

Product Number System

SCF63230A500V

- Rated Voltage
- Rated Current
- Product Series
  - SCF632: Cartridge Type
  - SCF632P: Axial Lead Type

Time/Current Characteristic

% of Ampere Rating	Ampere Rating	Opening Time
100%	1 A ~ 30 A	1 hours, Min.
250%	1 A ~ 30 A	30 minutes, Max.

Agency Approvals

Agency Symbol	The file No. and certification No. obtained by SETsafe|SETfuse	Ampere Range
c UL us	E345932	1 A ~ 30 A
CQC	Pending	1 A ~ 30 A
	J 50636679	1 A ~ 30 A

All Rights Reserved by Xiamen SET Electronics Co., Ltd. 2024-2026 V1.2

Specifications

Series	Rated Current (A)	Rated Breaking Capacity	Average Typical Melting I^2t [a] (A²sec)	Agency Approvals: CQC	Agency Approvals: TUV	Agency Approvals: cURus	Environmental: RoHS	Environmental: REACH
SCF632(P)	1	UL: 1500 A @ 250 VAC 10 kA @ 600 / 500 / 400 / 350 / 300 / 250 VAC 50 kA @ 600 / 500 / 400 / 350 / 300 / 250 VDC TUV: 10 kA @ 600 / 500 / 450 / 400 / 350 / 300 / 250 / 125 VAC 50 kA @ 600 / 500 / 450 / 400 / 350 / 300 / 250 / 125 VDC	1.1	○	●	●	●	●
SCF632(P)	1.25		1.9	○	●	●	●	●
SCF632(P)	1.6		2.2	○	●	●	●	●
SCF632(P)	2		3.9	○	●	●	●	●
SCF632(P)	2.5		4.0	○	●	●	●	●
SCF632(P)	3.15		9.1	○	●	●	●	●
SCF632(P)	4		16	○	●	●	●	●
SCF632(P)	5		27	○	●	●	●	●
SCF632(P)	6		43	○	○	●	●	●
SCF632(P)	6.3		46	○	●	●	●	●
SCF632(P)	8		79	○	●	●	●	●
SCF632(P)	10		116	○	●	●	●	●
SCF632(P)	12		220	○	○	●	●	●
SCF632(P)	12.5		280	○	●	●	●	●
SCF632(P)	15	UL: 1500 A @ 250 VAC 1000A @ 600 / 500 / 400 / 350 / 300 / 250 VAC 1000A @ 600 / 500 / 400 / 350 / 300 / 250 VDC TUV: 1500 A @ 600 / 500 / 450 / 400 / 350 / 300 / 250 / 125 VAC/DC	1000	○	●	●	●	●
SCF632(P)	16		1300	○	●	●	●	●
SCF632(P)	20		2700	○	●	●	●	●
SCF632(P)	21		6000	○	○	●	●	●
SCF632(P)	25		5400	○	●	●	●	●
SCF632(P)	30		10800	○	●	●	●	●

Remark:

1. a: I^2t value is measured at 10 I_N.
2. ●: Means certificated by TUV and cURus, RoHS & REACH Compliant
3. ○: Pending

All Rights Reserved by Xiamen SET Electronics Co., Ltd. 2024-2026 V1.2

Time Current Curve (For Reference Only)

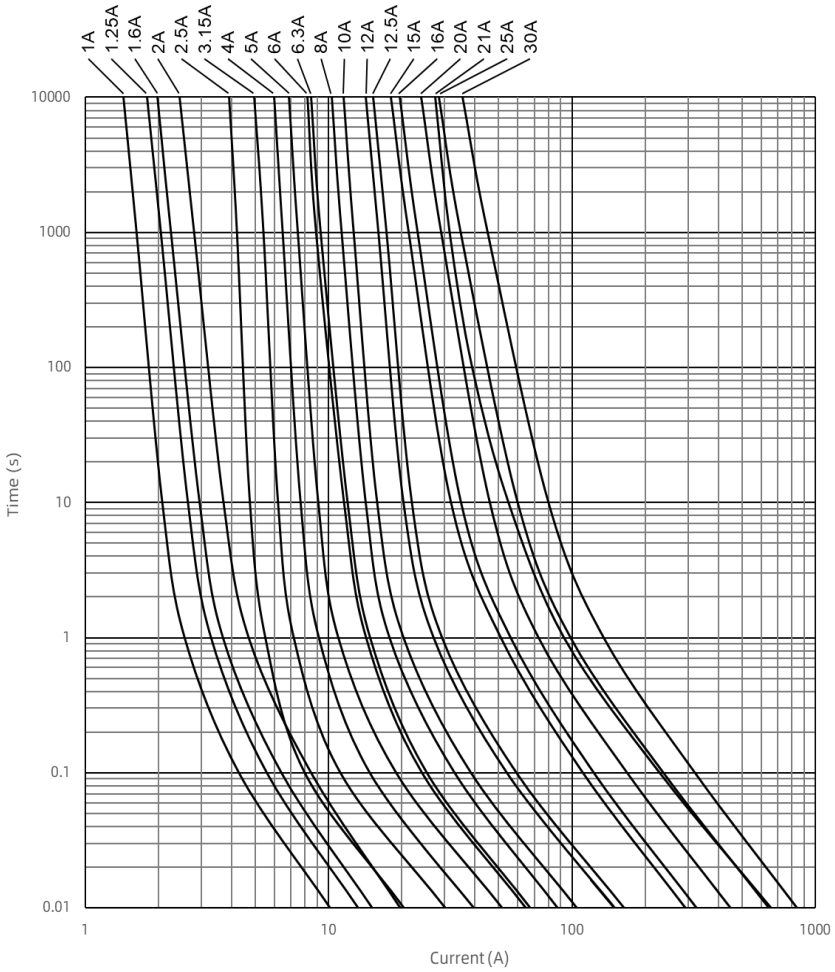

Rated Current Derating Curve（For Reference Only）

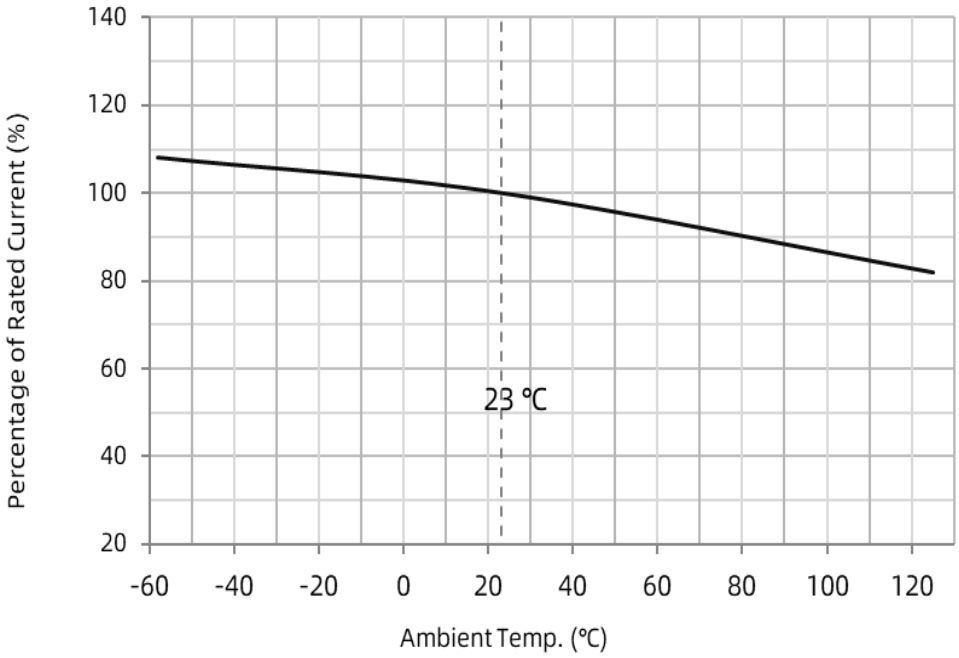

All Rights Reserved by Xiamen SET Electronics Co., Ltd. 2024-2026 V1.2

Packaging Information

Dimensions (mm)

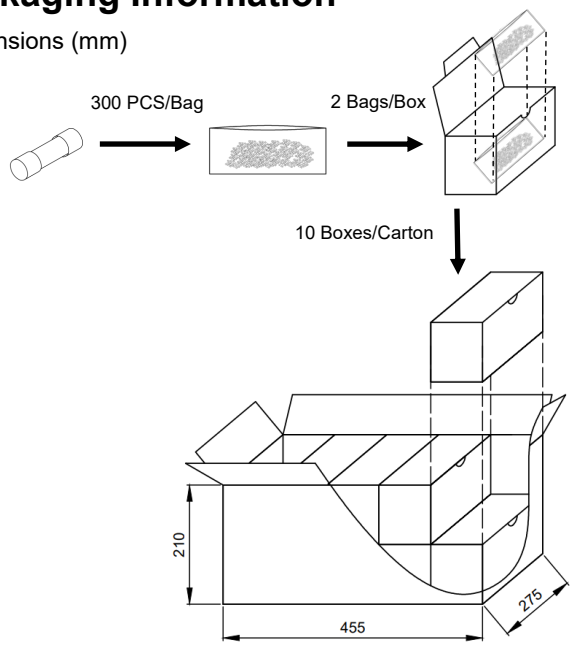

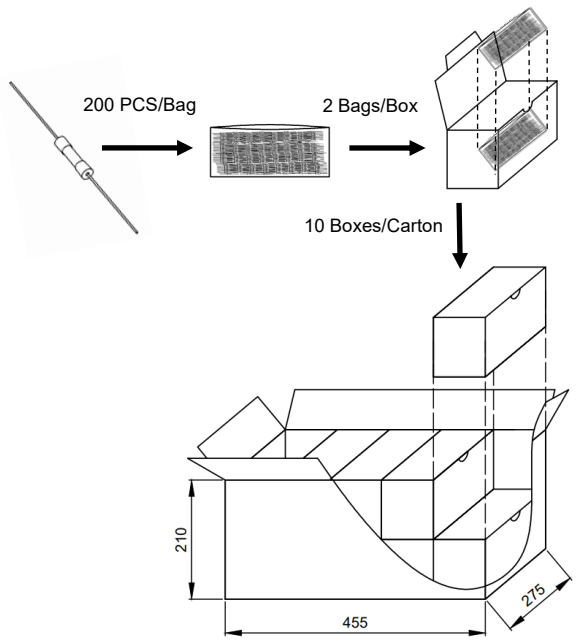

Cartridge Type			
Item	PE Bag	Box	Carton
Q'ty (PCS)	300	600	6,000
Gross Weight (kg)	18.5×(1±10%)		

Axial Lead Type			
Item	PE Bag	Box	Carton
Q'ty (PCS)	200	400	4,000
Gross Weight (kg)	13.5×(1±10%)		

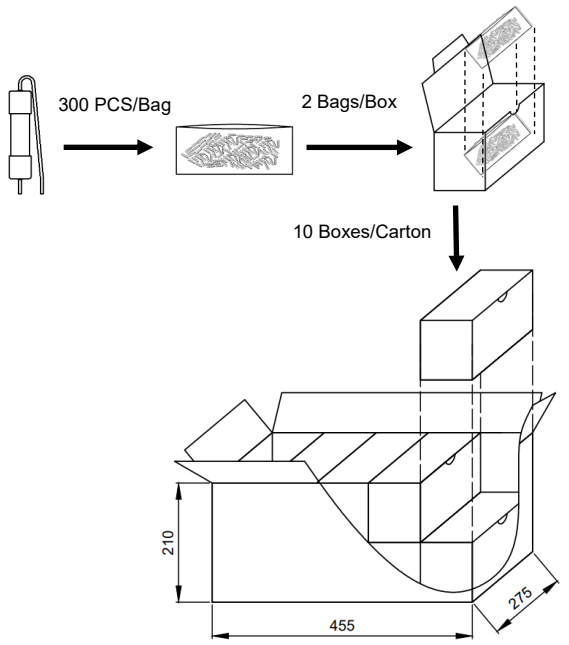

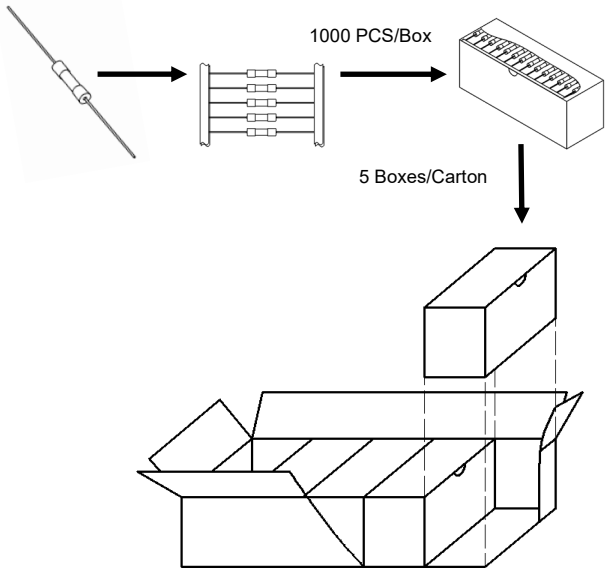

Bending Molding Type (Vertical or Horizontal)			
Item	PE Bag	Box	Carton
Q'ty (PCS)	300	600	6,000
Gross Weight (kg)	19×(1±10%)		

Taping Type		
Item	Box	Carton
Q'ty (PCS)	1,000	5,000
Gross Weight (kg)	16×(1±10%)	

All Rights Reserved by Xiamen SET Electronics Co., Ltd. 2024-2026 V1.2

Dimensions (mm)

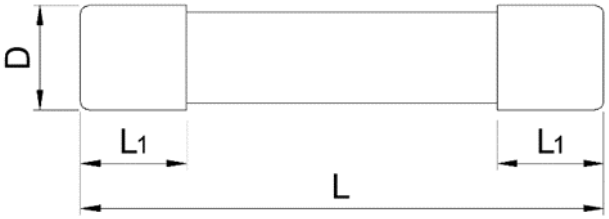

L	D	L1
31.8 ± 1.0	Φ6.35 ± 0.20	Φ6.45 ± 0.30

Description

Φ6.35 × 31.8 mm, High Speed, high breaking capacity cartridge fuse, designed to UL standards.

Key Features

- Body Size: Φ6.35 × 31.8 mm
- Ceramic Tube Construction
- Designed to UL 248-14
- RoHS and REACH Compliant
- Low I^2t, High Speed Fuse
- Lead-free (Pb-free)
- Breaking Capacity Reach up to 50 kA@1000 VDC

Agency Approvals

Agency Symbol	The file No. and certification No. obtained by SETsafe|SETfuse	Ampere Range
c UL us	E345932	0.8 A ~ 2 A

Time/Current Characteristic

% of Ampere Rating	Ampere Rating	Opening Time
100%	0.8 A ~ 3.15 A	4 hours, Min.
250%	0.8 A ~ 3.15 A	60 seconds, Max.

Applications

- DC High Voltage Circuit
- Indicating Circuit

Product Number System

SCF632H2A1000V

- Rated Voltage
- Rated Current
- Product Series
  SCF632H: Cartridge Type

Time Current Curve

For Reference Only

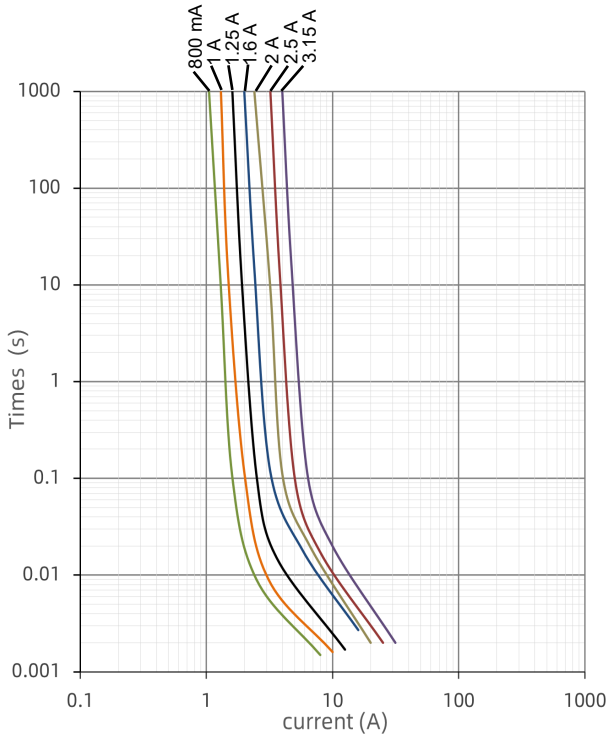

Structure

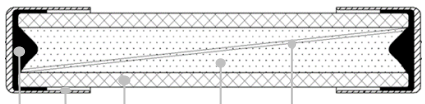

- Element
- Filler
- Tube
- Cap
- Lead

All Rights Reserved by Xiamen SET Electronics Co., Ltd. 2024-2026 V1.2

Specifications

Series	Rated Current	Rated Breaking Capacity [a]	Average Typical Melting I^2t [b]	Agency Approvals	Environmental	
				c UL us	RoHS	REACH
	(A)		(A²sec)	cURus		
SCF632H	0.8	50 kA / 1000 VDC	0.1	●	●	●
SCF632H	1		0.16	●	●	●
SCF632H	1.25		0.3	●	●	●
SCF632H	1.6		0.7	●	●	●
SCF632H	2		0.8	●	●	●
SCF632H	2.5		1.25	○	●	●
SCF632H	3.15		2.0	○	●	●

Remark:

a: I^2t value is measured at 10 I_N.

○: None.

RoHS and REACH Compliant.

Rated Current Derating Curve

For Reference Only

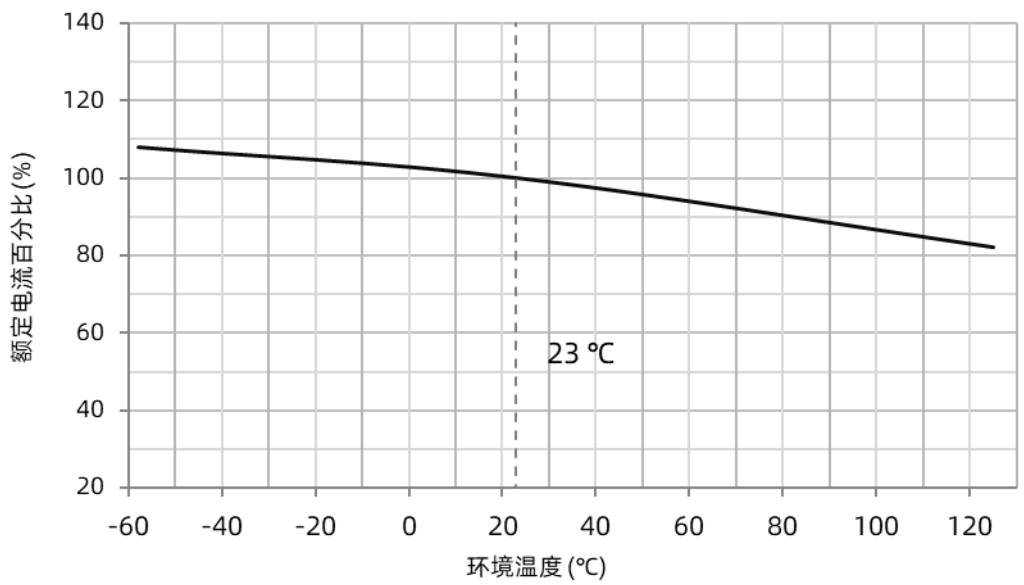

All Rights Reserved by Xiamen SET Electronics Co., Ltd. 2024-2026 V1.2

Packaging Information

Dimensions (mm)

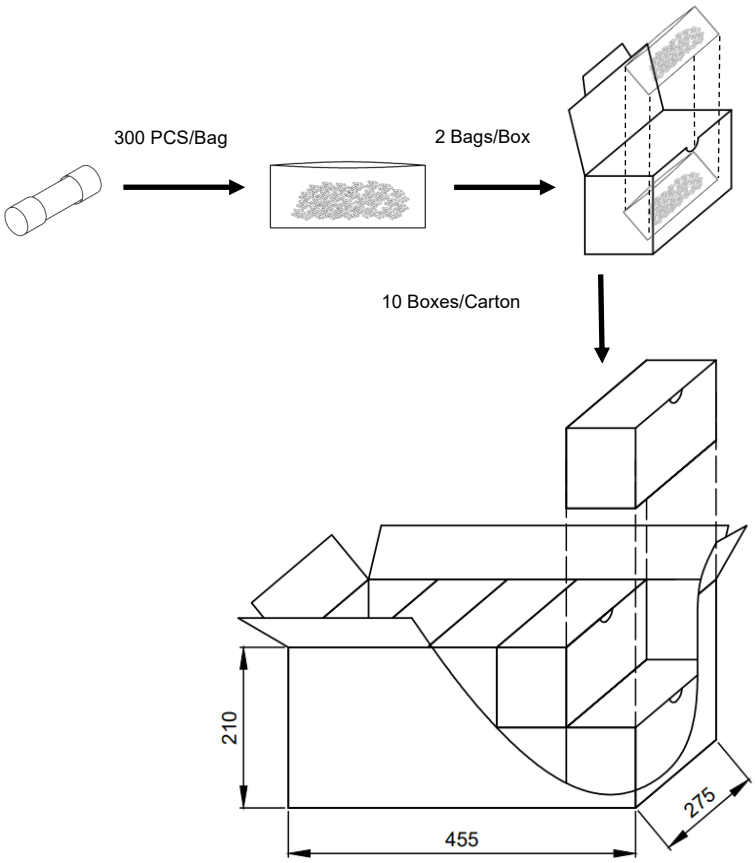

Cartridge Type			
Item	**PE Bag**	**Box**	**Carton**
Q'ty (PCS)	300	600	6,000
Gross Weight (kg)		18.5×(1±10%)	

All Rights Reserved by Xiamen SET Electronics Co., Ltd. 2024-2026 V1.2

Miniature Fuses

Cartridge Fuse-links (CFL)

SC625 Series, Fast/Medium Acting, Ceramic Tube

Dimensions (mm)

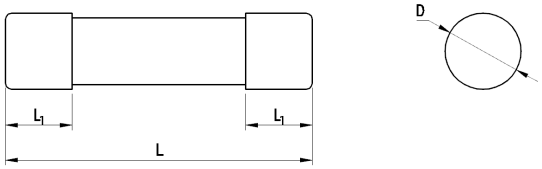

L	L_1	D
$25.4^{+0.8}_{-0.4}$	5.5 ± 0.8	$\Phi 6.30^{+0.20}_{-0.05}$

Description

Φ6.3 x 25.4 mm, Fast/Medium Acting, high breaking capacity cartridge fuse, designed to BS, GB/T and IEC standards.

Key Features

- Body Size: Φ6.3 × 25.4 mm
- Fast/Medium Acting
- High Breaking Capacity
- Ceramic Tube, Nickel-plated Brass End cap Construction
- Designed To BS 1362, IEC 60269-3, GB/T 13539.3
- Lead-free (Pb-free)
- RoHS and REACH Compliant

Applications

- BS Plug
- BS Socket
- Household Appliance
- Smart Home
- Cable

Structure

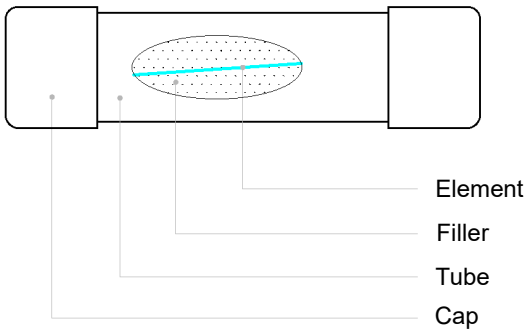

Product Number System

SC625FM13A264V

- Rated Voltage
- Rated Current
- Fast/Medium Acting
- Product Series

Time/Current Characteristic

% of Ampere Rating	Ampere Rating	Opening Time
160%	3 A ~ 13 A	30 minutes, Min.
190%	3 A ~ 13 A	30 minutes, Max.

Agency Approvals

Agency Symbol	The file No. and certification No. obtained by SETsafe|SETfuse	Ampere Range
CCC	Pending	3 A ~ 13 A
ASA	Pending	3 A ~ 13 A

All Rights Reserved by Xiamen SET Electronics Co., Ltd. 2024-2026 V1.2

Specifications

Series	Rated Current	Rated Voltage	Rated Breaking Capacity	Rated Power Dissipation	Average Typical Melting I^2t [a]	Color	Agency Approvals		Environmental	
							CCC	ASTA	RoHS	REACH
	(A)	(VAC)		(W)	(A^2sec)					
SC625	3	264	6 kA@264 VAC [b]	1	33	Red	○	○	●	●
SC625	5	264			164	Black	○	○	●	●
SC625	7	264			230	Black	○	○	●	●
SC625	10	264			370	Black	○	○	●	●
SC625	13	264			1050	Brown	○	○	●	●

Remark:

a: The fusing time used to calculate I^2t shall be within the standard range of 8 ms ~ 10 ms.

b: 50 Hz, P.f. 0.3-0.4 .

○: Pending; RoHS and REACH Compliant.

Time Current Curve (For Reference Only)

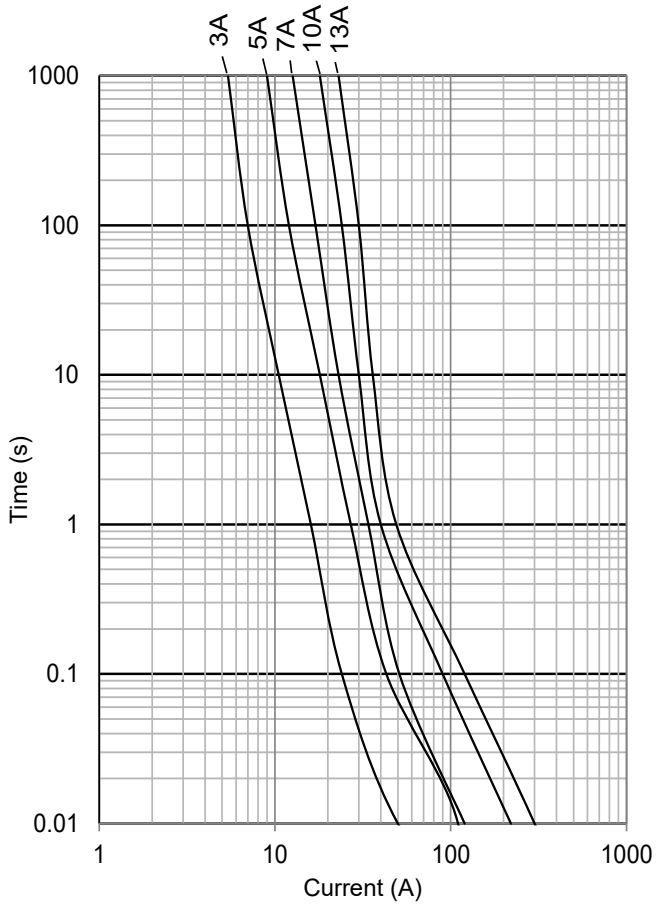

All Rights Reserved by Xiamen SET Electronics Co., Ltd. 2024-2026 V1.2

Rated Current Derating Curve

For Reference Only

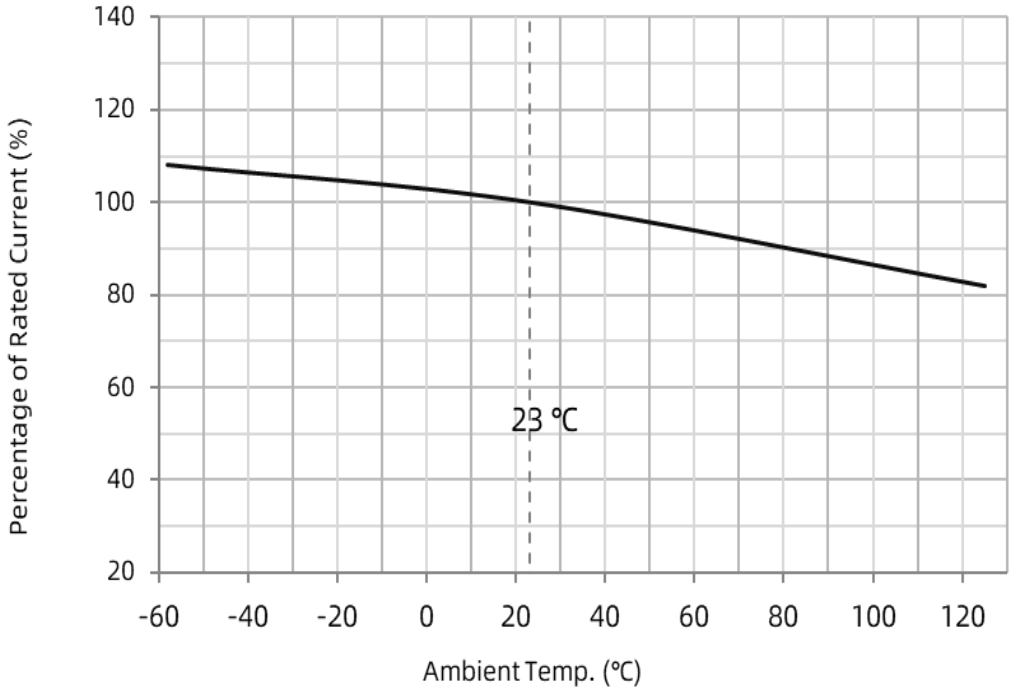

Packaging Information

Dimensions (mm)

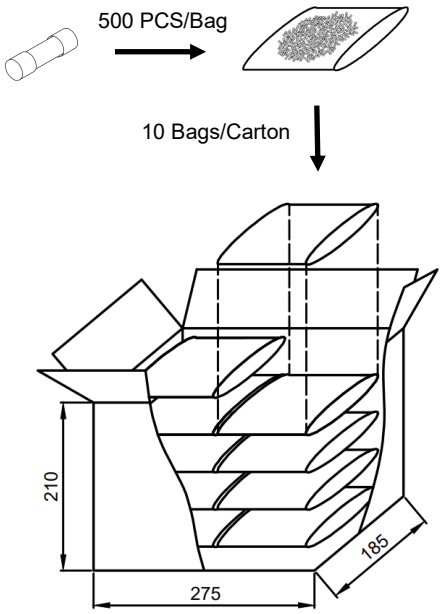

Cartridge Type		
Item	**PE Bag**	**Carton**
Q'ty (PCS)	500	5,000
Gross Weight (kg)		13.5×(1±10%)

All Rights Reserved by Xiamen SET Electronics Co., Ltd. 2024-2026 V1.2

Miniature Fuses
Cartridge Fuse-links (CFL)

SCF625(P) Series, Fast Acting, Ceramic Tube

Dimensions (mm)

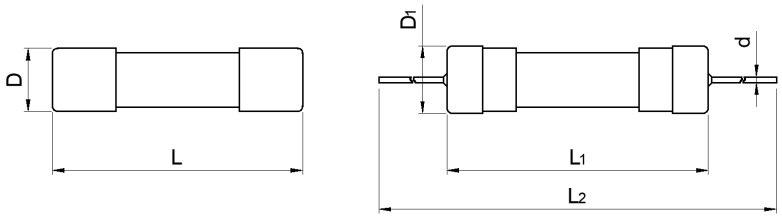

L	L_1	L_2	D	D_1	d
25.4 ± 1.0	26.5 ± 1.0	103 ± 2	Φ6.35 ± 0.20	Φ6.8± 0.30	≤16 A: Φ0.80 ± 0.05 >16 A ~ 30 A: Φ1.00 ± 0.05 >30 A: Φ1.20 ± 0.05

Description

Φ6.35 × 25.4 mm, Fast Acting, high breaking capacity cartridge fuse, designed to UL standards.

Key Features

- Body Size: Φ6.35 × 25.4 mm
- Fast Acting
- High Breaking Capacity
- Ceramic Tube Construction
- Designed To UL 248-14
- Lead-free (Pb-free)
- RoHS and REACH Compliant

Applications

- Power Supply
- Household Appliance
- Surge Protective Device (SPD)
- Power Strips
- Smart Home
- Office Equipment
- Electric Tool
- Medical Equipment
- Instruments and Apparatuses

Structure

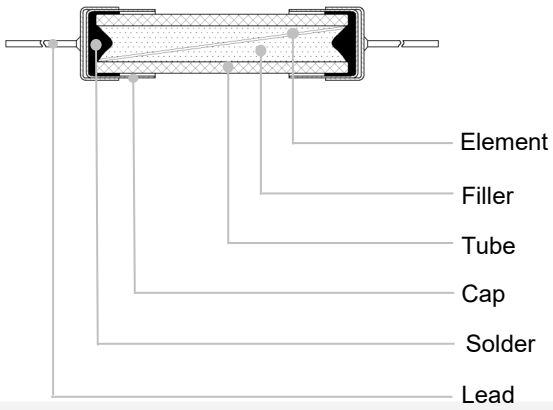

Product Number System

SCF625F10A250V

- Rated Voltage
- Rated Current
- Fast Acting
- Product Series
  - SCF625: Cartridge Type
  - SCF625P: Axial Lead Type

Time/Current Characteristic

% of Ampere Rating	Ampere Rating	Opening Time
100%	5 A ~ 50 A	1 hours, Min.
200%	5 A ~ 50 A	120 seconds, Max.
250%	5 A ~ 50 A	30 seconds, Max.
300%	5 A ~ 50 A	5 seconds, Max.

Agency Approvals

Agency Symbol	The file No. and certification No. obtained by SETsafe|SETfuse	Ampere Range
c UL us	E345932	5 A ~ 50 A

All Rights Reserved by Xiamen SET Electronics Co., Ltd. 2024-2026 V1.2

Specifications

Series	Rated Current (A)	Rated Breaking Capacity	Average Typical Melting I^2t [a] (A²sec)	Agency Approvals cURus	Environmental RoHS	Environmental REACH
SCF625(P)	5	10 kA @ 250 VAC 2000 A @ 400 VDC 2500 A @ 75 VDC	50	●	●	●
SCF625(P)	6		48	●	●	●
SCF625(P)	6.3		59	●	●	●
SCF625(P)	8		100	●	●	●
SCF625(P)	10		160	●	●	●
SCF625(P)	12		270	●	●	●
SCF625(P)	12.5		290	●	●	●
SCF625(P)	15		460	●	●	●
SCF625(P)	16		660	●	●	●
SCF625(P)	20		1050	●	●	●
SCF625(P)	25	300 A @ 400 VDC 2500 A @ 75 VDC	2200	●	●	●
SCF625(P)	30		3700	●	●	●
SCF625(P)	40	2500 A @ 75 VDC	5600	●	●	●
SCF625(P)	50		5000	●	●	●

Remark:

a: I^2t value is measured at 10 I_N.

RoHS and REACH Compliant.

All Rights Reserved by Xiamen SET Electronics Co., Ltd. 2024-2026 V1.2

Time Current Curve (For Reference Only)

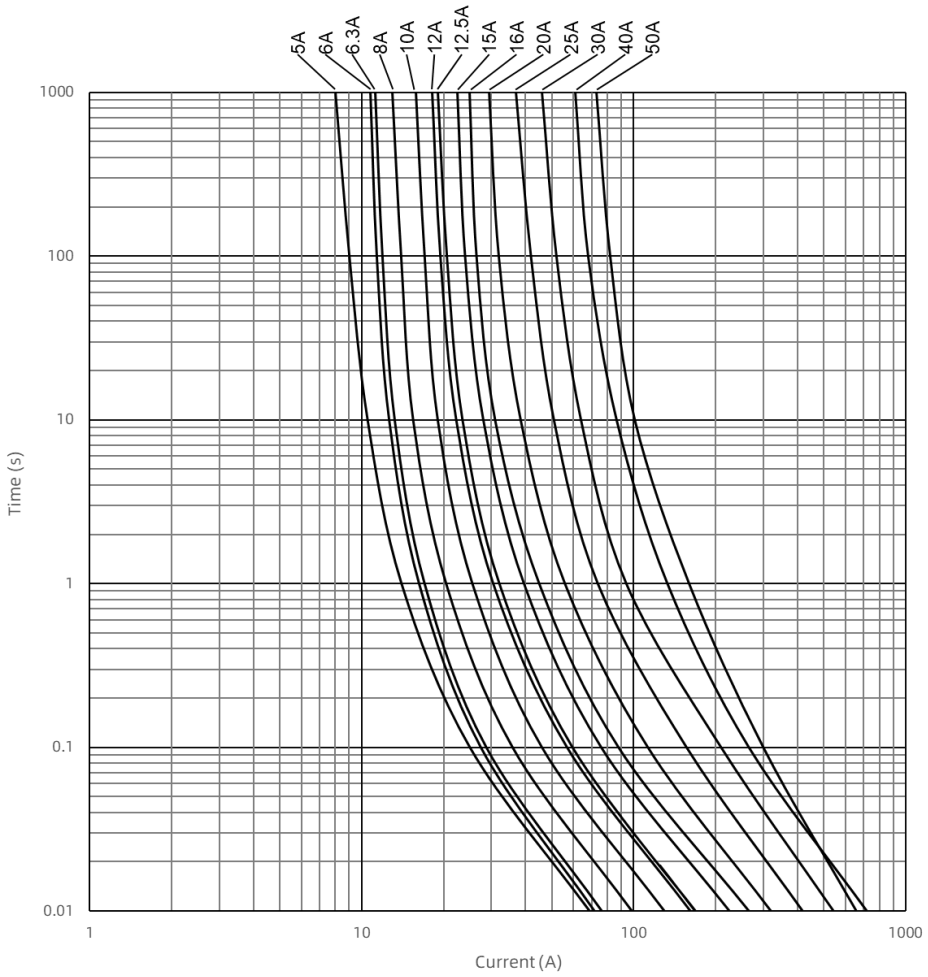

Rated Current Derating Curve（For Reference Only）

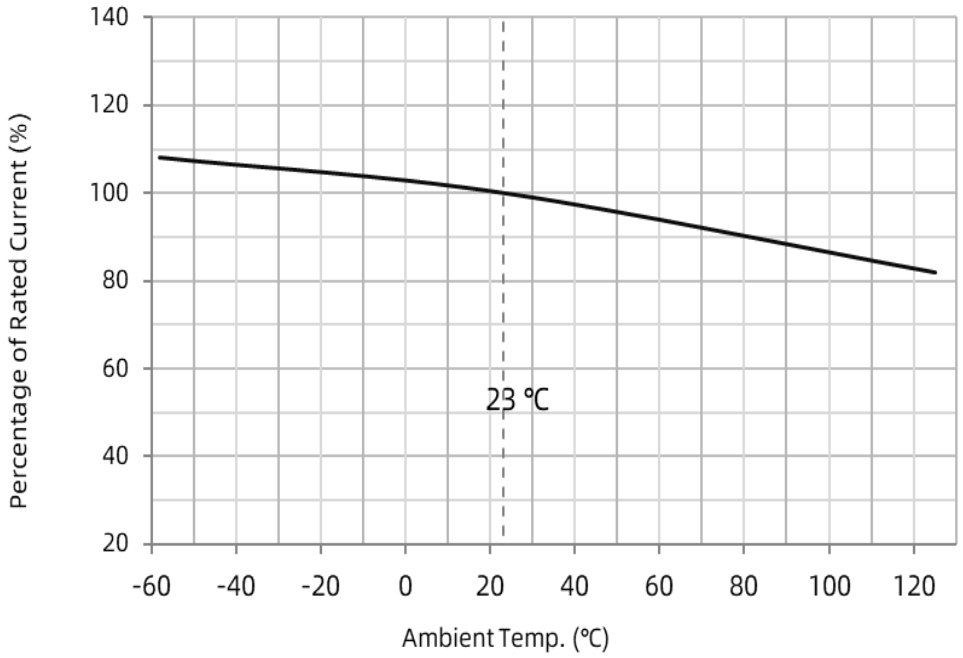

All Rights Reserved by Xiamen SET Electronics Co., Ltd. 2024-2026 V1.2

Packaging Information

Dimensions (mm)

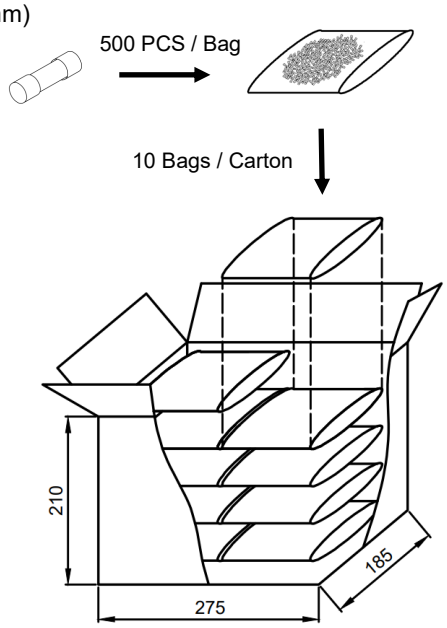

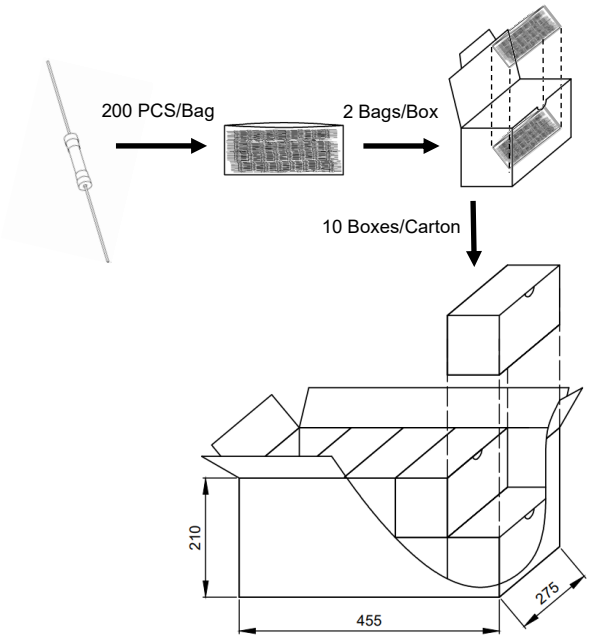

Cartridge Type		
Item	PE Bag	Carton
Q'ty (PCS)	500	5,000
Gross Weight (kg)	13.5×(1±10%)	

Axial Lead Type			
Item	PE Bag	Box	Carton
Q'ty (PCS)	200	400	4,000
Gross Weight (kg)	15.5×(1±10%)		

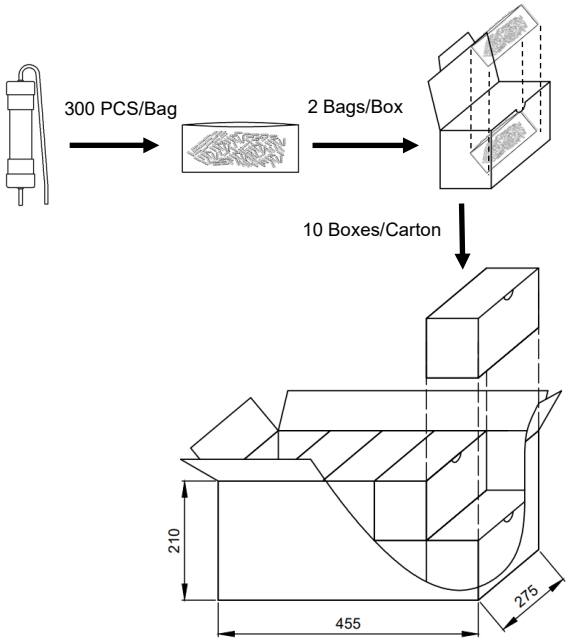

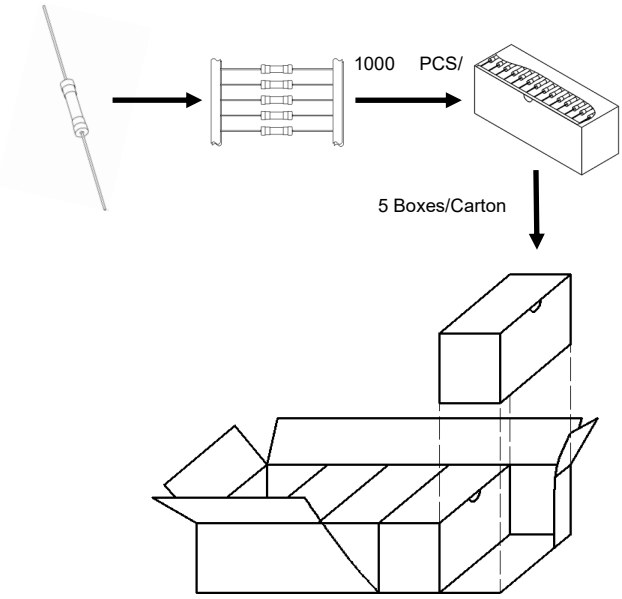

Bending Molding Type (Vertical or Horizontal)			
Item	PE Bag	Box	Carton
Q'ty (PCS)	300	600	6,000
Gross Weight (kg)	21×(1±10%)		

Taping Type		
Item	Box	Carton
Q'ty (PCS)	1,000	5,000
Gross Weight (kg)	18.5×(1±10%)	

All Rights Reserved by Xiamen SET Electronics Co., Ltd. 2024-2026 V1.2

Miniature Fuses
Cartridge Fuse-links (CFL)

SCT520(P) Series, Time-Lag, Ceramic Tube

Dimensions (mm)

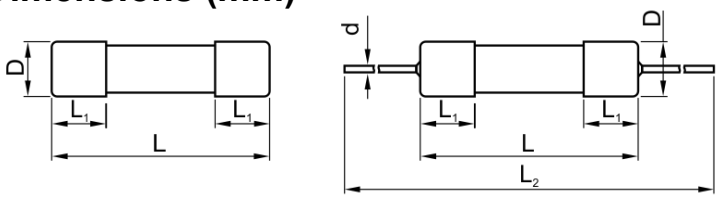

L	L_1	L_2	D	d
20.0 ± 0.5	5.1 ± 0.3	96 ± 2	Φ5.2 $^{+0.1}_{-0.2}$	≤6.3 A: Φ(0.65 ± 0.05) >6.3 A to 10 A: Φ(0.80 ± 0.05) >10 A to 20 A: (Φ1.00 ± 0.05) 25 A / 30 A: Φ(1.20 ± 0.05)

Description

Φ5 × 20 mm, Time-Lag, high breaking capacity cartridge fuse, designed to IEC, GB/T and UL standards.

Key Features

- Body Size: Φ5 × 20 mm
- Time-Lag
- High Breaking Capacity
- Ceramic Tube, Nickel-plated Brass End Cap Construction
- Designed to UL248-14 / IEC 60127-7 / GB/T 9364.7
- Lead-free (Pb-free)
- RoHS and REACH Compliant

Applications

- Power Supply
- Household Appliance
- General Lighting
- Smart Home
- Office Equipment
- Electric Tool
- Medical Equipment
- SPD

Product Number System

SCT520T20A250V

- Rated Voltage
- Rated Current
- Product Series
  - SCT520: Cartridge Type
  - SCT520P: Axial Lead Type

Structure

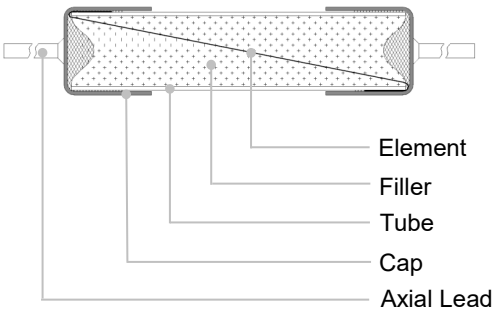

Time/Current Characteristic

% of Ampere Rating	Ampere Rating	Opening Time
210%	0.4 A ~ 30 A	30 minutes, Max.
275%	0.4 A ~ 0.8 A	0.25 s ~ 80 s
	1 A ~ 30 A	0.75 s ~ 80 s
400%	0.4 A ~ 0.8 A	0.05 s ~ 5 s
	1 A ~ 3.15 A	0.095 s ~ 5 s
	4 A ~ 30 A	0.15 s ~ 8 s
1000%	0.4 A ~ 0.8 A	0.005 s ~ 0.15 s
	1 A ~ 30 A	0.01 s ~ 0.15 s

Agency Approvals

Agency Symbol	The file No. and certification No. obtained by SETsafe|SETfuse	Ampere Range
c UL us	E345932	0.4 A ~ 30 A
cqc	CQC21012316337 CQC21012316630 CQC21012324758 CQC21012325082	0.4 A ~ 20 A
	R50575995 R50576001 R50538205 R50538319	0.8 A ~ 20 A

All Rights Reserved by Xiamen SET Electronics Co., Ltd. 2024-2026 V1.2

Specifications

Series	Rated Current (A)	Rated Breaking Capacity	Average Typical Melting I^2t [a] (A²sec)	Agency Approvals: CQC	Agency Approvals: TUV	Agency Approvals: cURus	Environmental: RoHS	Environmental: REACH
SCT520(P)	0.4	UL (0.4 A-10 A): 10 kA@250 VAC / 300 A@400 VAC 200 A@500 VAC SCT520P 2 kA@300 VAC SCT520 1500 A@300 VAC 3 kA@300 VDC / 500 A@500 VDC UL (12.5 A-20 A): 1 kA@250 VAC SCT520P: 300 A@500 VAC SCT520: 500 A@400 VAC 500 A@300 VDC UL (25 A-30 A): SCT520P: 500 A@250 VAC SCT520: 500 A@300 VAC CQC/TUV (0.4 A to 10 A): 5 kA@250 VDC / 3 kA@300 VDC / 500 A@500 VDC / 1500 A@250 VAC / 300 A@400 VAC / 200 A@500 VAC CQC/TUV (12.5 A to 20 A): 500 A@300 VDC / 1 kA@250 VAC / 300 A@400 VAC	0.06	●	○	●	●	●
SCT520(P)	0.5		0.14	●	○	●	●	●
SCT520(P)	0.63		0.23	●	○	●	●	●
SCT520(P)	0.8		0.96	●	●	●	●	●
SCT520(P)	1		2.2	●	●	●	●	●
SCT520(P)	1.25		4.7	●	●	●	●	●
SCT520(P)	1.6		10	●	●	●	●	●
SCT520(P)	2		20	●	●	●	●	●
SCT520(P)	2.5		31	●	●	●	●	●
SCT520(P)	3		54			●	●	●
SCT520(P)	3.15		74	●	●	●	●	●
SCT520(P)	4		96	●	●	●	●	●
SCT520(P)	5		75	●	●	●	●	●
SCT520(P)	6.3		147	●	●	●	●	●
SCT520(P)	8		240	●	●	●	●	●
SCT520(P)	10		500	●	●	●	●	●
SCT520(P)	12.5		820	●	●	●	●	●
SCT520(P)	15		1100			●	●	●
SCT520(P)	16		1300	●	●	●	●	●
SCT520(P)	20		2100	●	●	●	●	●
SCT520(P)	25		3100			●	●	●
SCT520(P)	30		4500			●	●	●

Remark:

a: I^2t value is measured at 10 I_N.

○: Pending, RoHS and REACH Compliant.

All Rights Reserved by Xiamen SET Electronics Co., Ltd. 2024-2026 V1.2

Time Current Curve (For Reference Only)

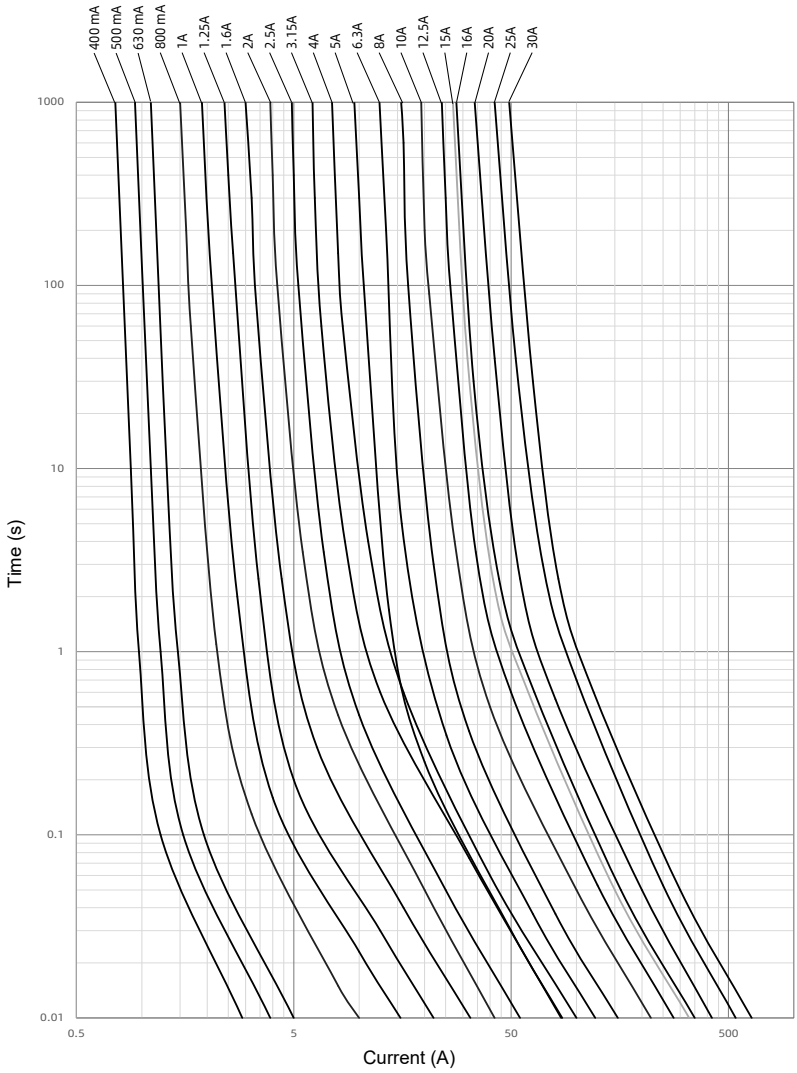

Rated Current Derating Curve（For Reference Only）

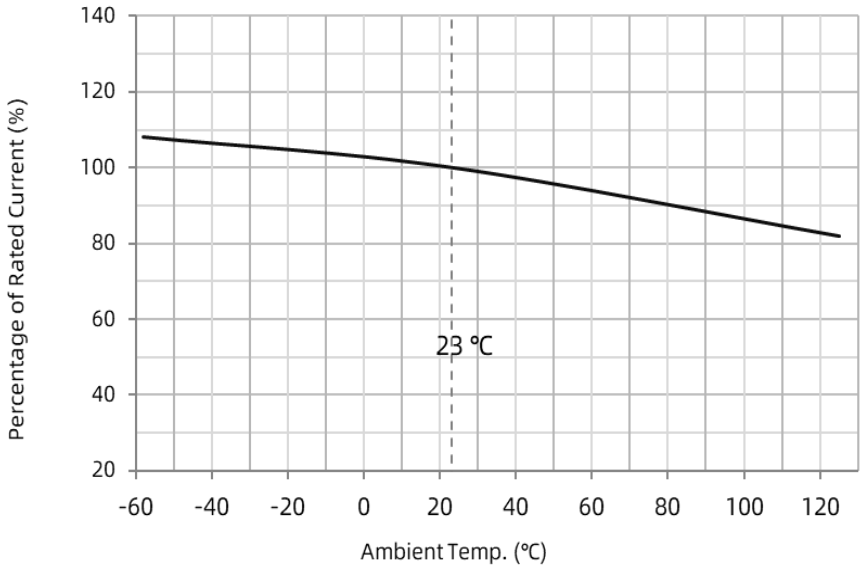

All Rights Reserved by Xiamen SET Electronics Co., Ltd. 2024-2026 V1.2

Packaging Information

Dimensions (mm)

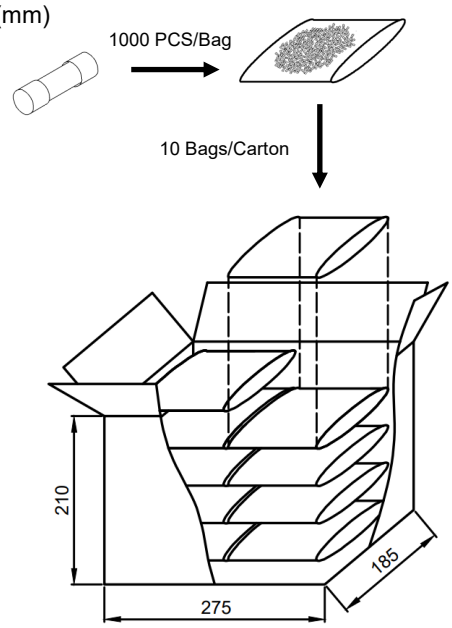

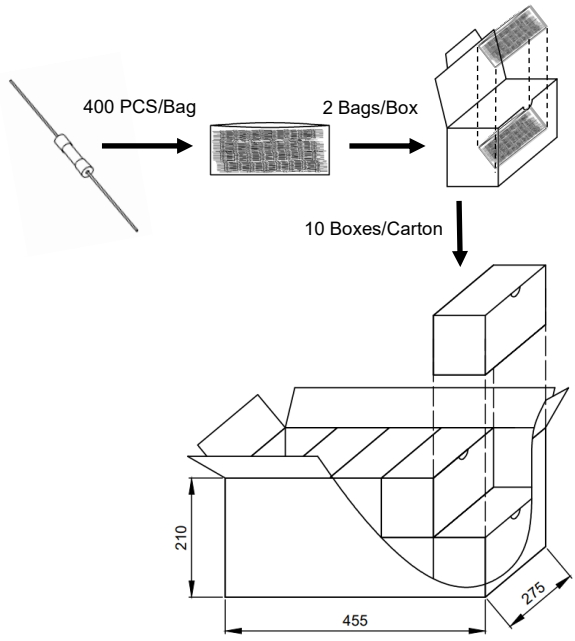

Cartridge Type		
Item	**PE Bag**	**Carton**
Q'ty (PCS)	1,000	10,000
Gross Weight (kg)		13.5×(1±10%)

Axial Lead Type			
Item	**PE Bag**	**Box**	**Carton**
Q'ty (PCS)	400	800	8,000
Gross Weight (kg)		15×(1±10%)	

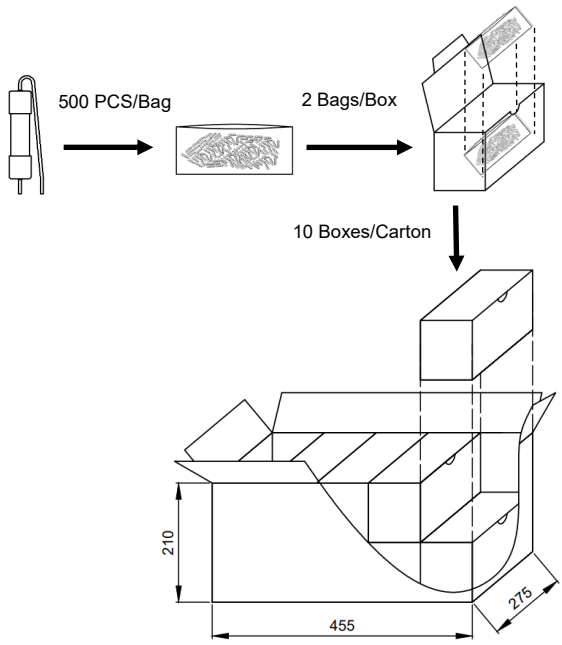

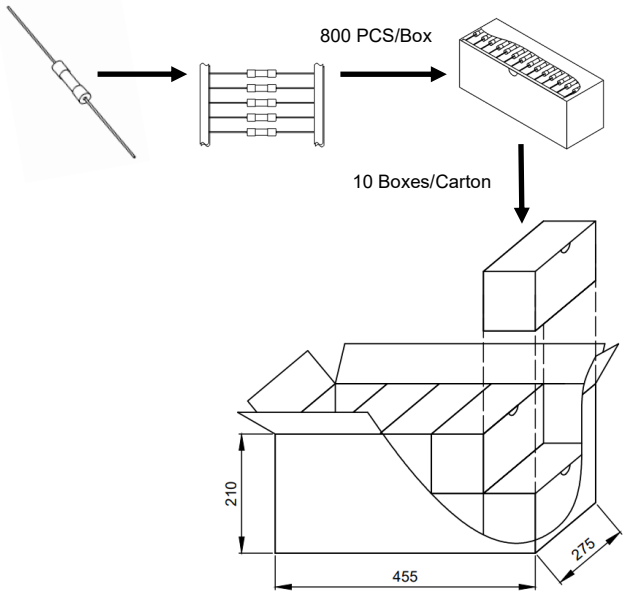

Bending Molding Type (Vertical or Horizontal)			
Item	**PE Bag**	**Box**	**Carton**
Q'ty (PCS)	500	1,000	10,000
Gross Weight (kg)		14.8×(1±10%)	

Taping Type		
Item	**Box**	**Carton**
Q'ty (PCS)	800	8,000
Gross Weight (kg)		14.5×(1±10%)

All Rights Reserved by Xiamen SET Electronics Co., Ltd. 2024-2026 V1.2

Miniature Fuses

Cartridge Fuse-links (CFL)

SCF520(P) Series, Fast Acting, Ceramic Tube

Dimensions (mm)

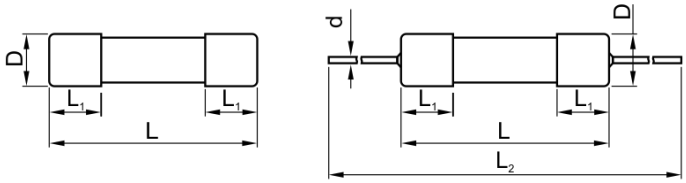

L	L_1	L_2	D	d
20.0 ± 0.5	5.1 ± 0.3	96 ± 2	Φ5.2 $^{+0.1}_{-0.2}$	≤6.3 A: Φ(0.65 ± 0.05) >6.3 A to 10 A: Φ(0.80 ± 0.05) >10 A to 20 A: Φ(1.00 ± 0.05) 25 A : Φ(1.20 ± 0.05)

Description

Φ5 × 20 mm, Fast Acting, high breaking capacity cartridge fuse, designed to IEC, GB/T and UL standards.

Key Features

- Body Size: Φ5 mm × 20 mm
- Fast Acting
- High Breaking Capacity
- Ceramic Tube, Nickel-plated Brass End Cap Construction
- Designed to UL248-14 / IEC 60127-7 / GB/T 9364.7
- Lead-free (Pb-free)
- RoHS and REACH Compliant

Applications

- Power Supply
- Household Appliance
- General Lighting
- Smart Home
- Office Equipment
- Electric Tool
- Medical Equipment
- Instruments and Apparatuses

Time/Current Characteristic

% of Ampere Rating	Ampere Rating	Opening Time
210%	0.4 A ~ 25 A	30 minutes, Max.
275%	0.4 A ~ 25 A	0.04 s ~ 20 s
400%	0.4 A ~ 25 A	0.01 s ~ 10 s
1000%	0.4 A ~ 10 A	0.03 s, Max.
	12 A ~ 25 A	0.08 s, Max.

Product Number System

SCF520F20A250V

- Rated Voltage
- Rated Current
- Product Series
  - SCF520: Cartridge Type
  - SCF520P: Axial Lead Type

Structure

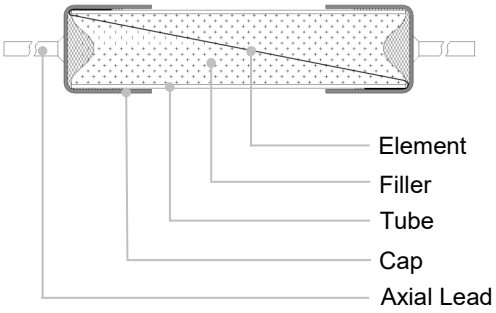

Agency Approvals

Agency Symbol	The file No. and certification No. obtained by SETsafe|SETfuse	Ampere Range
c UL us	E345932	0.5 A ~ 25 A
CQC	CQC21012313736 CQC21012313738 CQC21012317022 CQC21012317866 CQC21012319112 CQC21012320077 CQC21012322189 CQC21012322191	0.4 A ~ 20 A
△	R50541719	1 A ~ 20 A

All Rights Reserved by Xiamen SET Electronics Co., Ltd. 2024-2026 V1.2

Specifications

Series	Rated Current (A)	Rated Breaking Capacity	Average Typical Melting I^2t [a] (A²sec)	Agency Approvals: CQC	Agency Approvals: TUV	Agency Approvals: cURus	Environmental: RoHS	Environmental: REACH
SCF520(P)	0.4	UL (0.5 A-10 A): 1500 A@300 VAC 300 A@500 VAC / DC UL (12 A-25 A): 1500 A@300 VAC 300 A@500 VAC 300 A@420 VDC	0.06	●	○	○	●	●
SCF520(P)	0.5		0.14	●	○	●	●	●
SCF520(P)	0.63		0.23	●	○	●	●	●
SCF520(P)	0.8		0.4	●	○	●	●	●
SCF520(P)	1		0.6	●	●	●	●	●
SCF520(P)	1.25		1.0	●	●	●	●	●
SCF520(P)	1.6		1.4	●	●	●	●	●
SCF520(P)	2		3.8	●	●	●	●	●
SCF520(P)	2.5		4.8	●	●	●	●	●
SCF520(P)	3.15		8.5	●	●	●	●	●
SCF520(P)	4		17	●	●	●	●	●
SCF520(P)	5		34	●	●	●	●	●
SCF520(P)	6.3		65	●	●	●	●	●
SCF520(P)	8		114	●	●	●	●	●
SCF520(P)	10		240	●	●	●	●	●
SCF520(P)	12.5		310	●	●	●	●	●
SCF520(P)	15		320			●	●	●
SCF520(P)	16		480	●	●	●	●	●
SCF520(P)	20		1250	●	●	●	●	●
SCF520(P)	25		2000			●	●	●

Remark:

a: I^2t value is measured at 10 I_N.

○: Pending, RoHS and REACH Compliant

Breaking Capacity (CQC/TUV):

SCF520 (0.4 A / 0.5 A / 0.63 A / 1 A / 1.6 A / 2 A / 2.5 A / 3.15 A / 5 A): 5000 A@250 VAC /DC, 300 A@600 VAC / DC, 3000 A@300 VAC

SCF520 (0.8 A / 1.25 A / 4 A / 6.3 A / 12.5 A / 16 A): 5000 A@250 VAC / DC, 300 A@600 VDC, 3000 A@300 VAC, 200 A@500 VAC

SCF520 (10 A): 5000 A@250 VAC / DC, 300 A@500 VAC / DC, 3000 A@300 VAC

SCF520 (20 A): 5000 A@250 VDC, 200 A@350VAC

SCF520P (0.4 A / 0.8 A / 1 A / 4 A / 5 A / 6.3 A / 8 A / 10 A): 5000 A@250 VAC / DC, 300 A@600 VDC, 3000 A@300 VAC, 300 A@500 VAC

SCF520P (0.5 A / 0.63 A / 1.25 A / 1.6 A / 2 A / 2.5 A / 3.15 A): 5000 A@250 VAC / DC, 300 A@600 VAC / DC, 3000 A@300 VAC

SCF520P (12.5 A / 16 A): 5000 A@250 VAC / DC, 300 A@600 VDC, 3000 A@300 VAC, 200 A@420 VAC

SCF520P (20 A): 5000 A@250 VDC, 200 A@350VAC

All Rights Reserved by Xiamen SET Electronics Co., Ltd. 2024-2026 V1.2

Time Current Curve (For Reference Only)

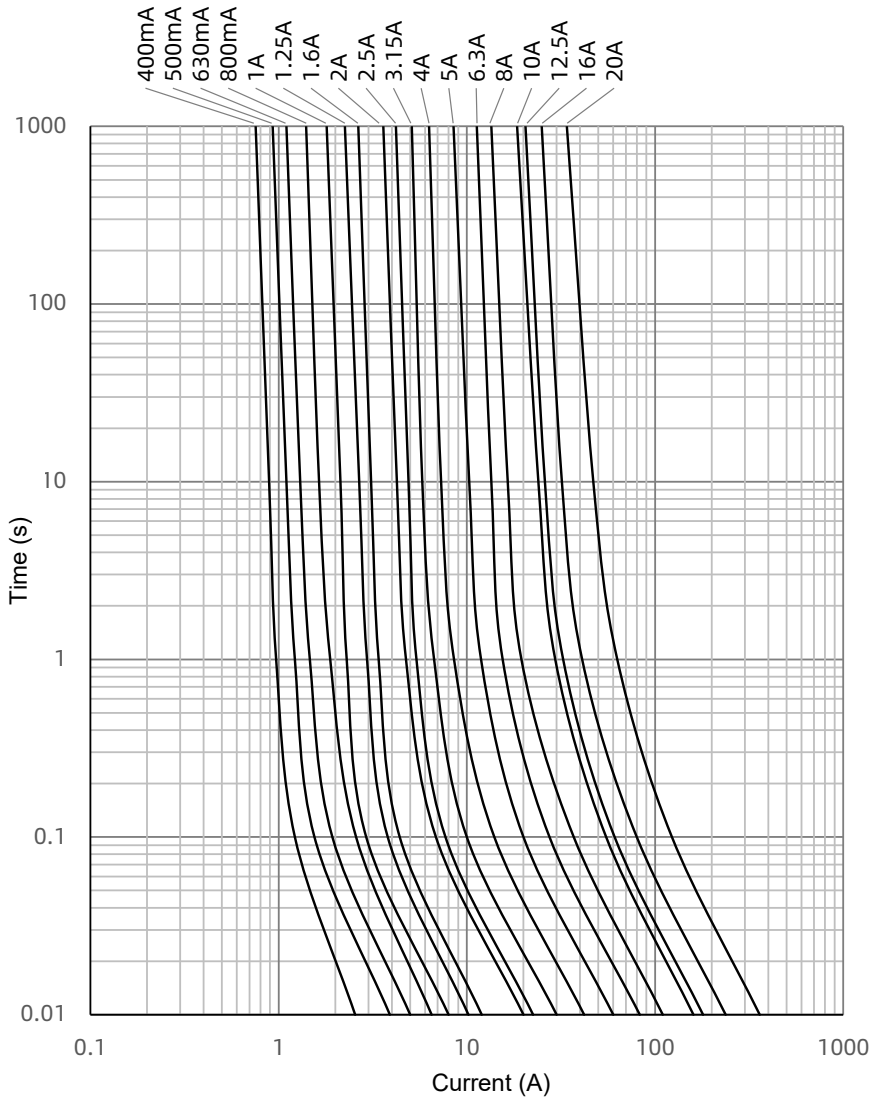

Rated Current Derating Curve（For Reference Only）

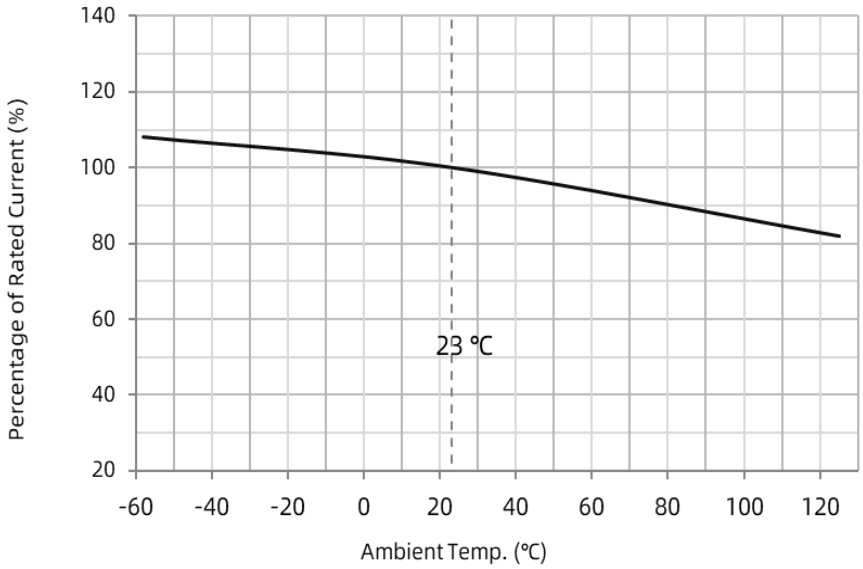

All Rights Reserved by Xiamen SET Electronics Co., Ltd. 2024-2026 V1.2

Packaging Information

Dimensions (mm)

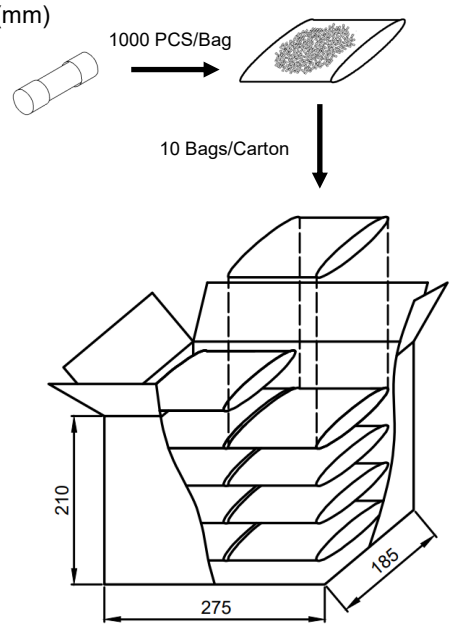

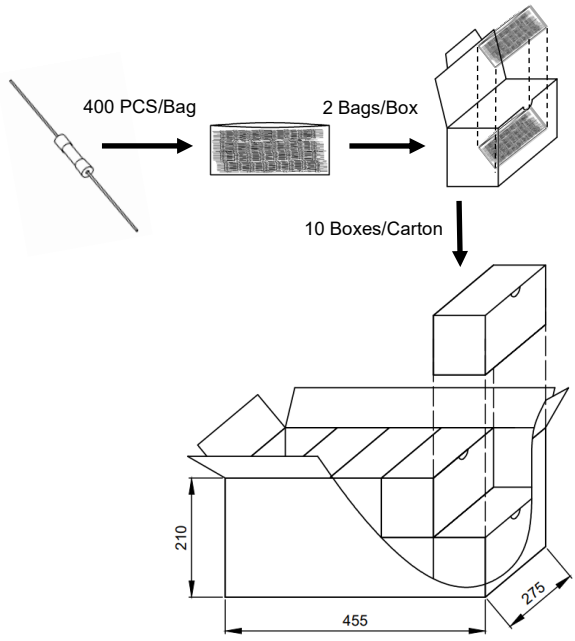

Cartridge Type		
Item	**PE Bag**	**Carton**
Q'ty (PCS)	1,000	10,000
Gross Weight (kg)		13.5×(1±10%)

Axial Lead Type			
Item	**PE Bag**	**Box**	**Carton**
Q'ty (PCS)	400	800	8,000
Gross Weight (kg)		15×(1±10%)	

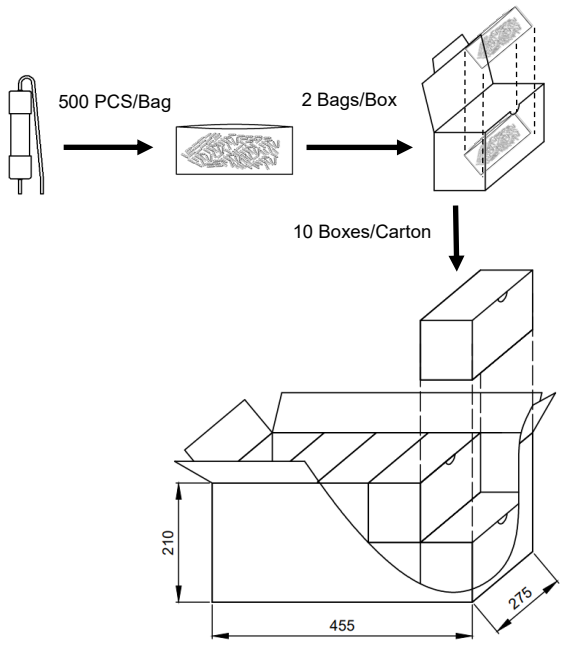

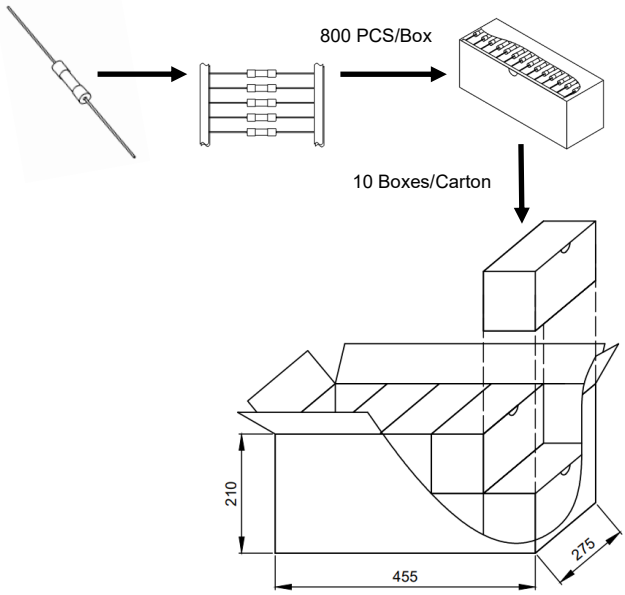

Bending Molding Type (Vertical or Horizontal)			
Item	**PE Bag**	**Box**	**Carton**
Q'ty (PCS)	500	1,000	10,000
Gross Weight (kg)		14.8×(1±10%)	

Taping Type		
Item	**Box**	**Carton**
Q'ty (PCS)	800	8,000
Gross Weight (kg)		14.5×(1±10%)

All Rights Reserved by Xiamen SET Electronics Co., Ltd. 2024-2026 V1.2

Miniature Fuses
Cartridge Fuse-links (CFL)

SGT520 Series, Time-Lag, Glass Tube

Dimensions (mm)

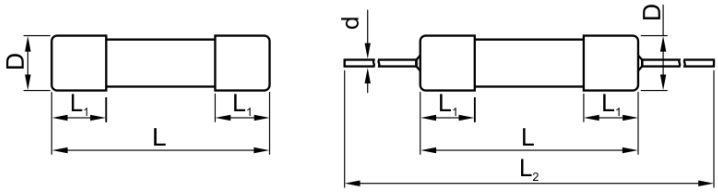

L	L_1	L_2	D	d
20 ± 0.5	5.1 ± 0.3	96 ± 2	Φ5.2	≤ 6.3 A: Φ(0.65 ± 0.05) > 6.3 A to 10 A: Φ(0.80 ± 0.05) > 10 A to 20 A: Φ(1.0 ± 0.05)

Description

Φ5 × 20 mm, Time-Lag, low breaking capacity cartridge fuse, designed to IEC, GB/T and UL standards.

Key Features

- Body Size: Φ5 × 20 mm
- Time-Lag
- Low Breaking Capacity
- Glass Tube, Nickel-plated Brass End Cap Construction
- Designed to 60127-2 Sheet 3 / GB/T 9364.2 Sheet 3 / UL 248-14
- Lead-free (Pb-free)
- RoHS and REACH Compliant

Applications

- Power Supply
- Household Appliance
- General Lighting
- Smart Home
- Office Equipment
- Electric Tool
- Medical Equipment
- SPD

Product Number System

SGT520T1.25ALP-001

- **Other Options**
- P: Axial Lead Type
  W: Cartridge Type
- Low Breaking Capacity
- **Rated Current**
- Time-Lag
- **Product Series**

Structure Diagrams

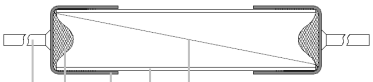

- Element
- Tube
- Cap
- Solder Tin
- Axial Lead

Time/Current Characteristic

% of Ampere Rating	Ampere Rating	Opening Time
210%	0.5 A ~ 20 A	2 minutes, Max.
275%	0.5 A ~ 20 A	0.6 s ~ 10 s
400%	0.5 A ~ 20 A	0.15 s ~ 3 s
1000%	0.5 A ~ 20 A	0.02 s ~ 0.3 s

Agency Approvals

Agency Symbol	The file No. and certification No. obtained by SETsafe|SETfuse	Ampere Range
c UL us	E345932	1 A ~ 10 A
DVE	40033355	1 A ~ 10 A
CCC	2020980207000068 2020980207000072	1 A ~ 6.3 A
KC	SU05023-11006 SU05023-11004 SU05023-11005	1 A ~ 2 A 3.15 A ~ 6.3 A 8 A ~ 10 A

All Rights Reserved by Xiamen SET Electronics Co., Ltd. 2024-2026 V1.2

Specifications

Series	Rated Current	Rated Voltage	Rated Breaking Capacity	Max. Voltage Drop [a]	Average Typical Melting I^2t [b]	Agency Approvals				Environmental	
						CCC	VDE	KC	cURus	RoHS	REACH
	(A)	(VAC)		(mV)	(A^2sec)						
SGT520	0.5	250	35 A@250 VAC	900	1.0	○	○	○	○	●	●
SGT520	0.63	250		300	1.8	○	○	○	○	●	●
SGT520	0.8	250		250	3.5	○	○	○	○	●	●
SGT520	1	250		150	5.7	●	●	●	●	●	●
SGT520	1.25	250		150	11	●	●	●	●	●	●
SGT520	1.6	250		150	21	●	●	●	●	●	●
SGT520	2	250		150	31	●	●	●	●	●	●
SGT520	2.5	250		120	22	○	○	○	○	●	●
SGT520	3.15	250		100	103	●	●	●	●	●	●
SGT520	4	250	50 A@250 VAC	100	68	○	○	○	○	●	●
SGT520	5	250	50 A@250 VAC	100	117	●	●	●	●	●	●
SGT520	6.3	250	63 A@250 VAC	100	230	●	●	●	●	●	●
SGT520	8	250	80 A@250 VAC	100	360	○	●	●	●	●	●
SGT520	10	250	100 A@250 VAC	100	570	○	●	●	●	●	●
SGT520	12	250	120 A@250 VAC	90	750	○	○	○	○	●	●
SGT520	12.5	250	125 A@250 VAC	80	890	○	○	○	○	●	●
SGT520	15	250	150 A@250 VAC	80	1220	○	○	○	○	●	●
SGT520	16	250	160 A@250 VAC	80	1280	○	○	○	○	●	●
SGT520	20	250	200 A@250 VAC	80	3680	○	○	○	○	●	●

Remark:

a: Max. Voltage Drop (voltage drop is measured at (23 ± 1) °C ambient temp. at rated current).

b: I^2t value is measured at 10 I_N.

○: Pending.

RoHS and REACH Compliant.

All Rights Reserved by Xiamen SET Electronics Co., Ltd. 2024-2026 V1.2

Time Current Curve (For Reference Only)

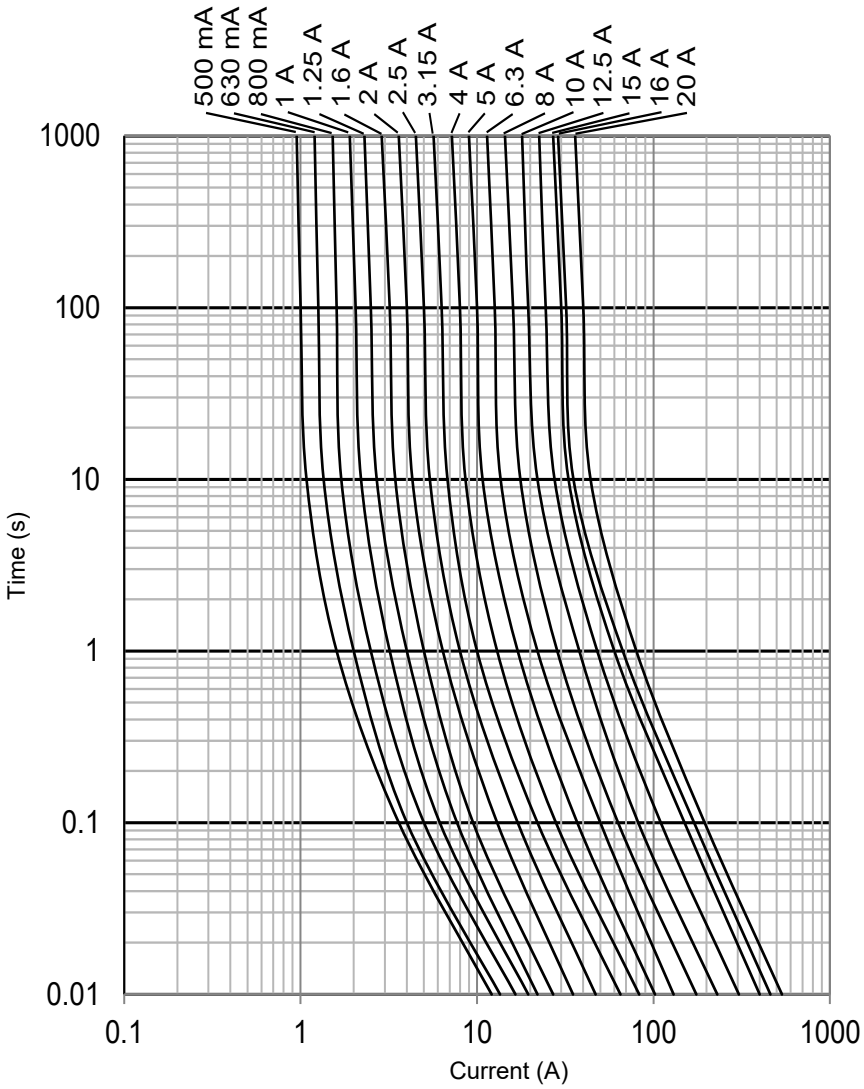

Rated Current Derating Curve（For Reference Only）

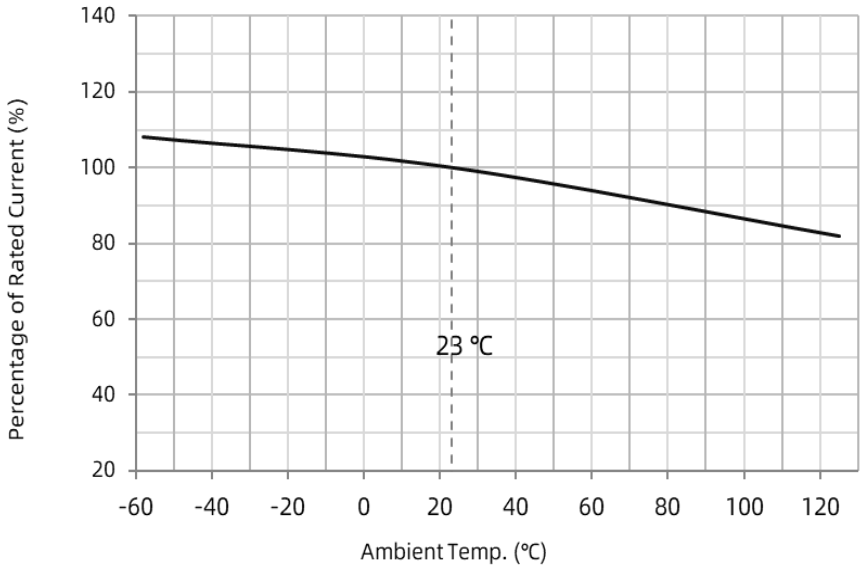

All Rights Reserved by Xiamen SET Electronics Co., Ltd. 2024-2026 V1.2

Packaging Information

Dimensions (mm)

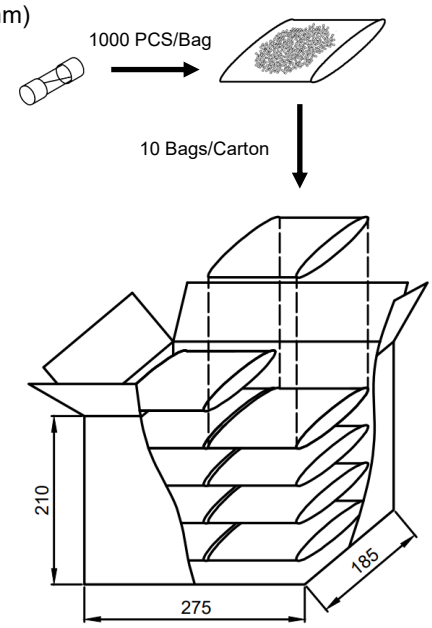

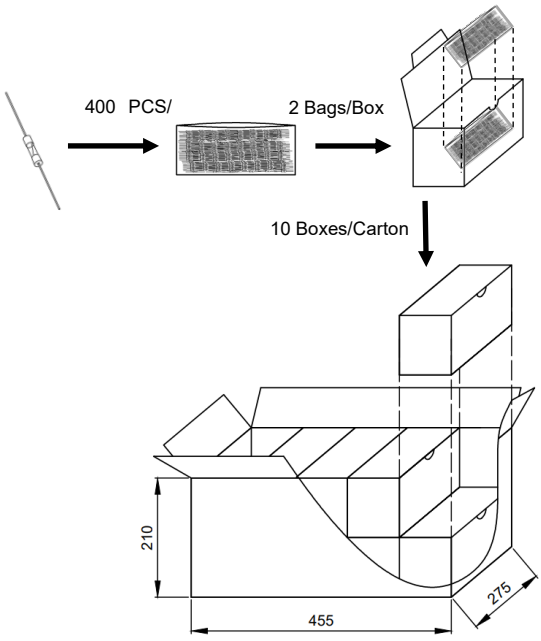

Cartridge Type		
Item	PE Bag	Carton
Q'ty (PCS)	1,000	10,000
Gross Weight (kg)	8.2×(1±10%)	

Axial Lead Type			
Item	PE Bag	Box	Carton
Q'ty (PCS)	400	800	8,000
Gross Weight (kg)	9.5×(1±10%)		

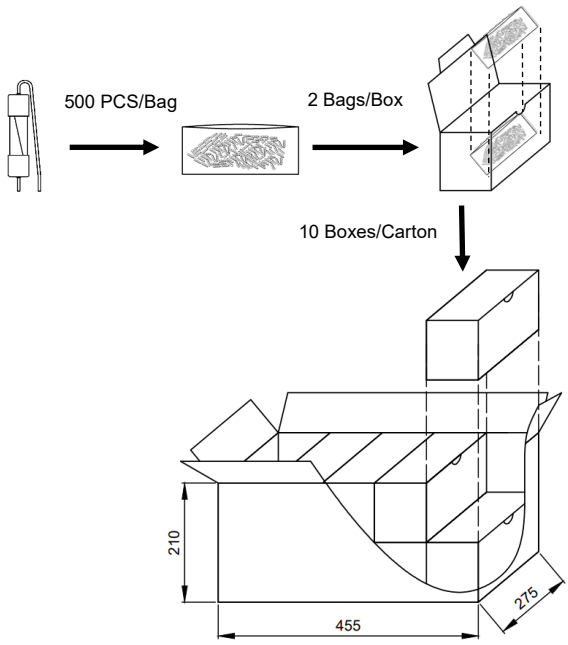

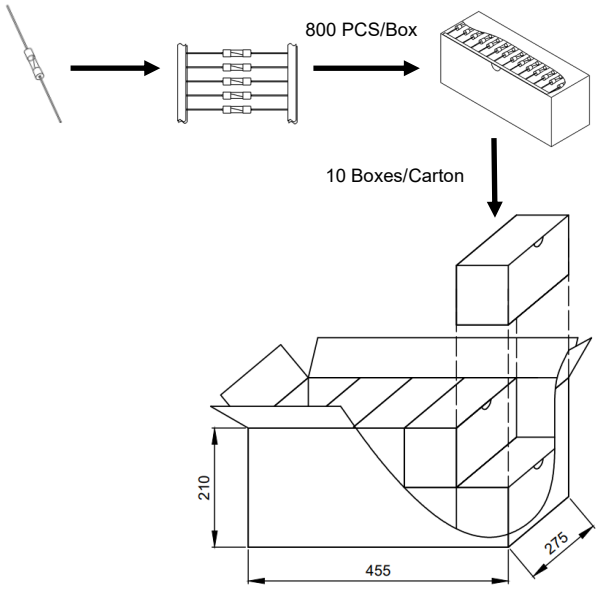

Bending Molding Type (Vertical or Horizontal)			
Item	PE Bag	Box	Carton
Q'ty (PCS)	500	1,000	10,000
Gross Weight (kg)	10×(1±10%)		

Taping Type		
Item	Box	Carton
Q'ty (PCS)	800	8,000
Gross Weight (kg)	9.2×(1±10%)	

All Rights Reserved by Xiamen SET Electronics Co., Ltd. 2024-2026 V1.2

Miniature Fuses

Cartridge Fuse-links (CFL)

SGF520 Series, Fast Acting, Glass Tube

Dimensions (mm)

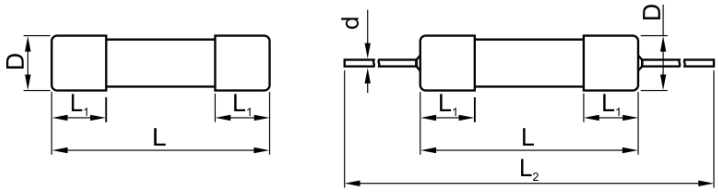

L	L_1	L_2	D	d
20 ± 0.5	5.1 ± 0.3	96 ± 2	Φ5.2 $^{+0.1}_{-0.2}$	≤ 6.3 A: Φ(0.65 ± 0.05) > 6.3 A to 10 A: Φ(0.80 ± 0.05) > 10 A to 20 A: Φ(1.0 ± 0.05)

Description

Φ5 × 20 mm, Fast Acting, low breaking capacity cartridge fuse, designed to IEC, GB/T and UL standards.

Key Features

- Body Size: Φ5 × 20 mm
- Fast Acting
- Low Breaking Capacity
- Glass Tube, Nickel-plated Brass End Cap Construction
- Designed to 60127-2 Sheet 2 / GB/T 9364-2 Sheet 2 / UL 248-14
- Lead-free (Pb-free)
- RoHS and REACH Compliant

Applications

- Power Supply
- Household Appliance
- General Lighting
- Smart Home
- Office Equipment
- Electric Tool
- Medical Equipment
- Instruments and Apparatuses

Product Number System

SGF520F1.25ALP-001

- **Other Options**
- P: Axial Lead Type
  W: Cartridge Type
- Low Breaking Capacity
- **Rated Current**
- Fast Acting
- **Product Series**

Structure Diagrams

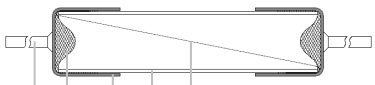

- Element
- Tube
- Cap
- Solder Tin
- Axial Lead

Time/Current Characteristic

% of Ampere Rating	Ampere Rating	Opening Time
210%	0.5 A ~ 20 A	30 minutes, Max.
275%	0.5 A ~ 10 A	0.05 s ~ 2 s
	12 A ~ 20 A	0.1 s ~ 6 s
400%	0.5 A ~ 6.3 A	0.01 s ~ 0.3 s
	8 A ~ 10 A	0.01 s ~ 0.4 s
	12 A ~ 20 A	0.02 s ~ 0.6 s
1000%	0.5 A ~ 6.3 A	0.02 s, Max.
	8 A ~ 10 A	0.04 s, Max.
	12 A ~ 20 A	0.06 s, Max.

Agency Approvals

Agency Symbol	The file No. and certification No. obtained by SETsafe|SETfuse	Ampere Range
c UL us	E345932	1 A ~ 10 A
DVE	40033351	1 A ~ 10 A
CCC	2020980207000069 2020980207000071	1 A ~ 6.3 A
KC	SU05023-11007 SU05023-11008 SU05023-11009	1 A ~ 2 A 3.15 A ~ 6.3 A 8 A ~ 10 A

All Rights Reserved by Xiamen SET Electronics Co., Ltd. 2024-2026 V1.2

Specifications

Series	Rated Current	Rated Voltage	Rated Breaking Capacity	Max. Voltage Drop [a]	Average Typical Melting I^2t [b]	Agency Approvals				Environmental	
						CCC	VDE	KC	cURus	RoHS	REACH
	(A)	(VAC)		(mV)	(A^2sec)						
SGF520	0.5	250	35 A@250 VAC	1000	0.33	○	○	○	○	●	●
SGF520	0.63	250		650	0.51	○	○	○	○	●	●
SGF520	0.8	250		240	0.83	○	○	○	○	●	●
SGF520	1	250		200	1.2	●	●	●	●	●	●
SGF520	1.25	250		200	2.6	●	●	●	●	●	●
SGF520	1.6	250		190	4.2	●	●	●	●	●	●
SGF520	2	250		170	6.2	●	●	●	●	●	●
SGF520	2.5	250		170	11	○	○	○	○	●	●
SGF520	3.15	250		150	21	●	●	●	●	●	●
SGF520	4	250	40 A@250 VAC	130	32	○	○	○	○	●	●
SGF520	5	250	50 A@250 VAC	130	63	●	●	●	●	●	●
SGF520	6.3	250	63 A@250 VAC	130	95	●	●	●	●	●	●
SGF520	8	250	80 A@250 VAC	130	166		●	●	●	●	●
SGF520	10	250	100 A@250 VAC	130	280		●	●	●	●	●
SGF520	12.5	250	125 A@250 VAC	100	470				○	●	●
SGF520	15	250	150 A@250 VAC	100	680				○	●	●
SGF520	16	250	160 A@250 VAC	100	770				○	●	●
SGF520	20	250	200 A@250 VAC	100	1220				○	●	●

Remark:

a: Max. Voltage Drop (voltage drop is measured at (23 ± 1) °C ambient temp. at rated current).

b: I^2t value is measured at 10 I_N.

○: Pending.

RoHS and REACH Compliant.

All Rights Reserved by Xiamen SET Electronics Co., Ltd. 2024-2026 V1.2

Time Current Curve (For Reference Only)

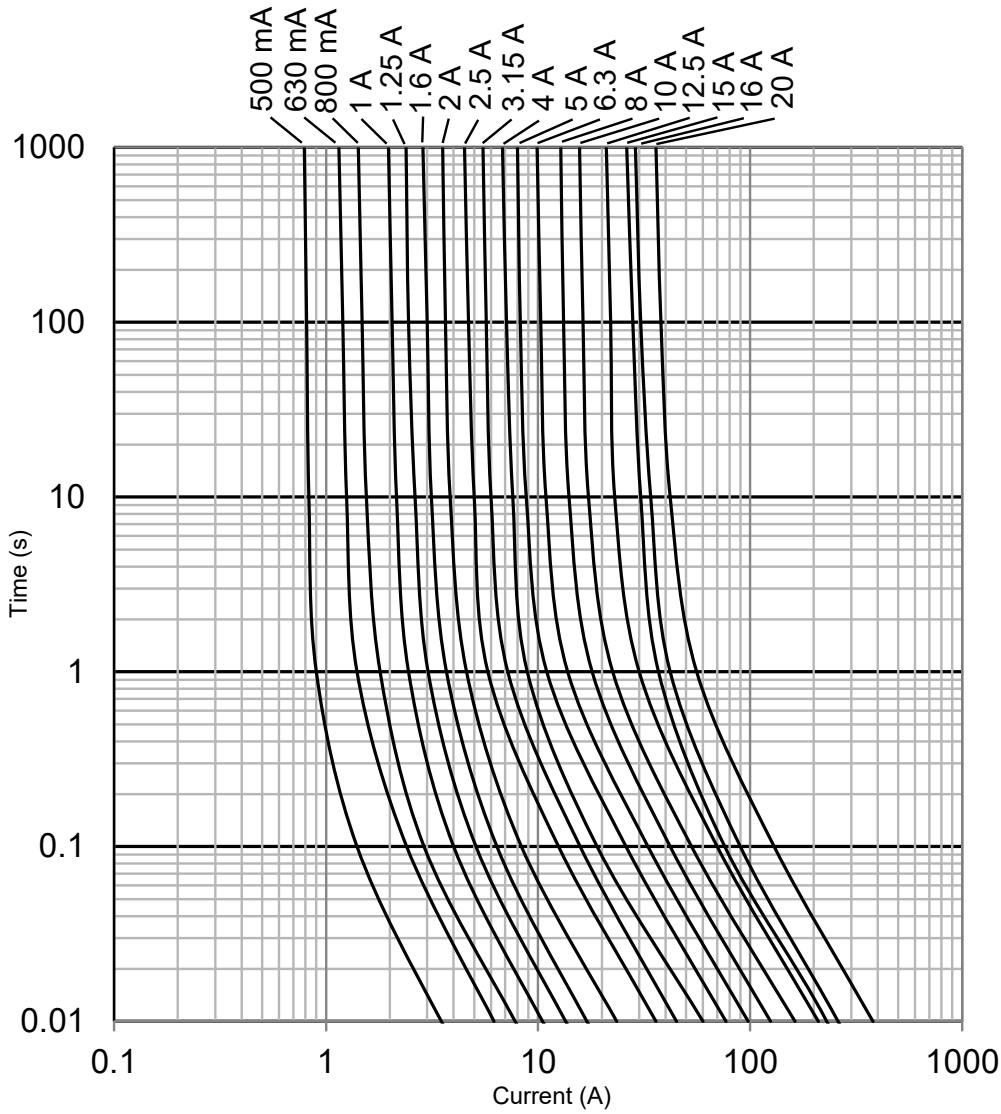

Rated Current Derating Curve（For Reference Only）

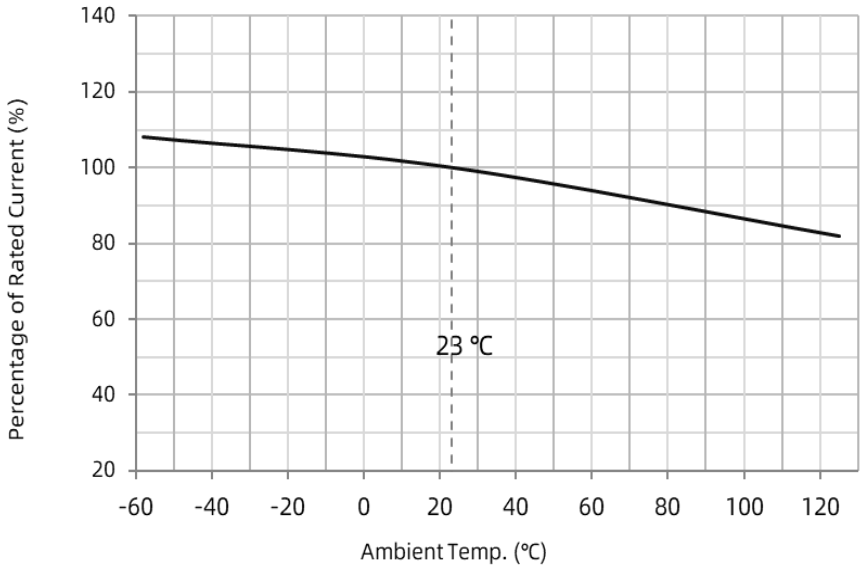

All Rights Reserved by Xiamen SET Electronics Co., Ltd. 2024-2026 V1.2

Packaging Information

Dimensions (mm)

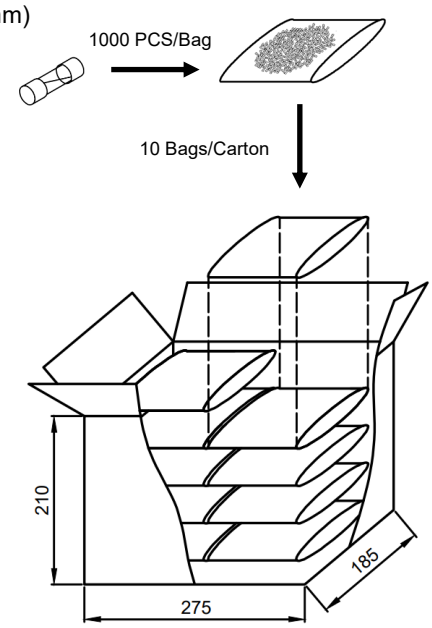

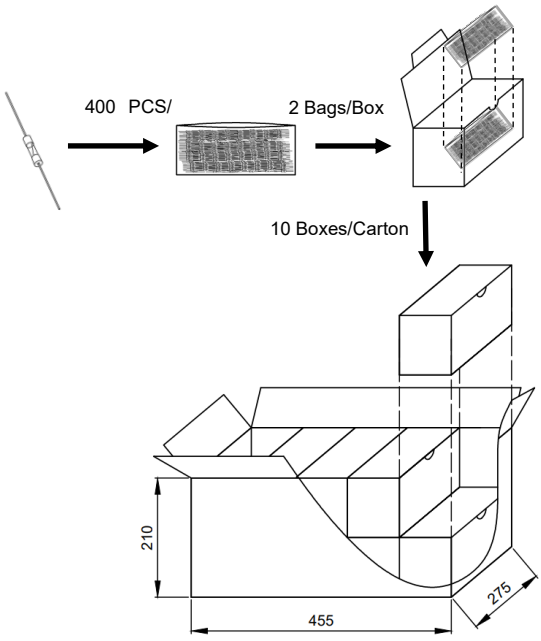

Cartridge Type		
Item	PE Bag	Carton
Q'ty (PCS)	1,000	10,000
Gross Weight (kg)	8.2×(1±10%)	

Axial Lead Type			
Item	PE Bag	Box	Carton
Q'ty (PCS)	400	800	8,000
Gross Weight (kg)	9.5×(1±10%)		

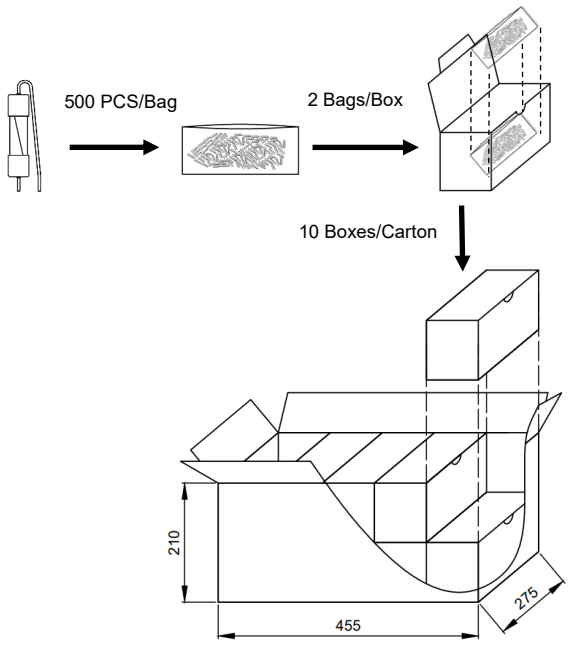

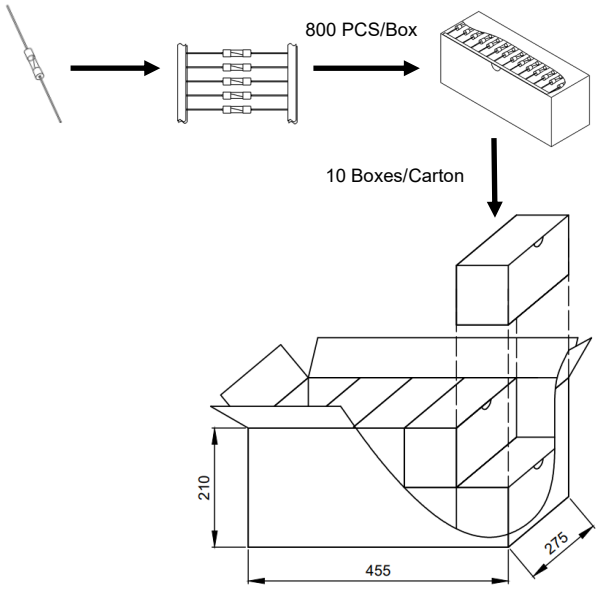

Bending Molding Type (Vertical or Horizontal)			
Item	PE Bag	Box	Carton
Q'ty (PCS)	500	1,000	10,000
Gross Weight (kg)	10×(1±10%)		

Taping Type		
Item	Box	Carton
Q'ty (PCS)	800	8,000
Gross Weight (kg)	9.2×(1±10%)	

All Rights Reserved by Xiamen SET Electronics Co., Ltd. 2024-2026 V1.2